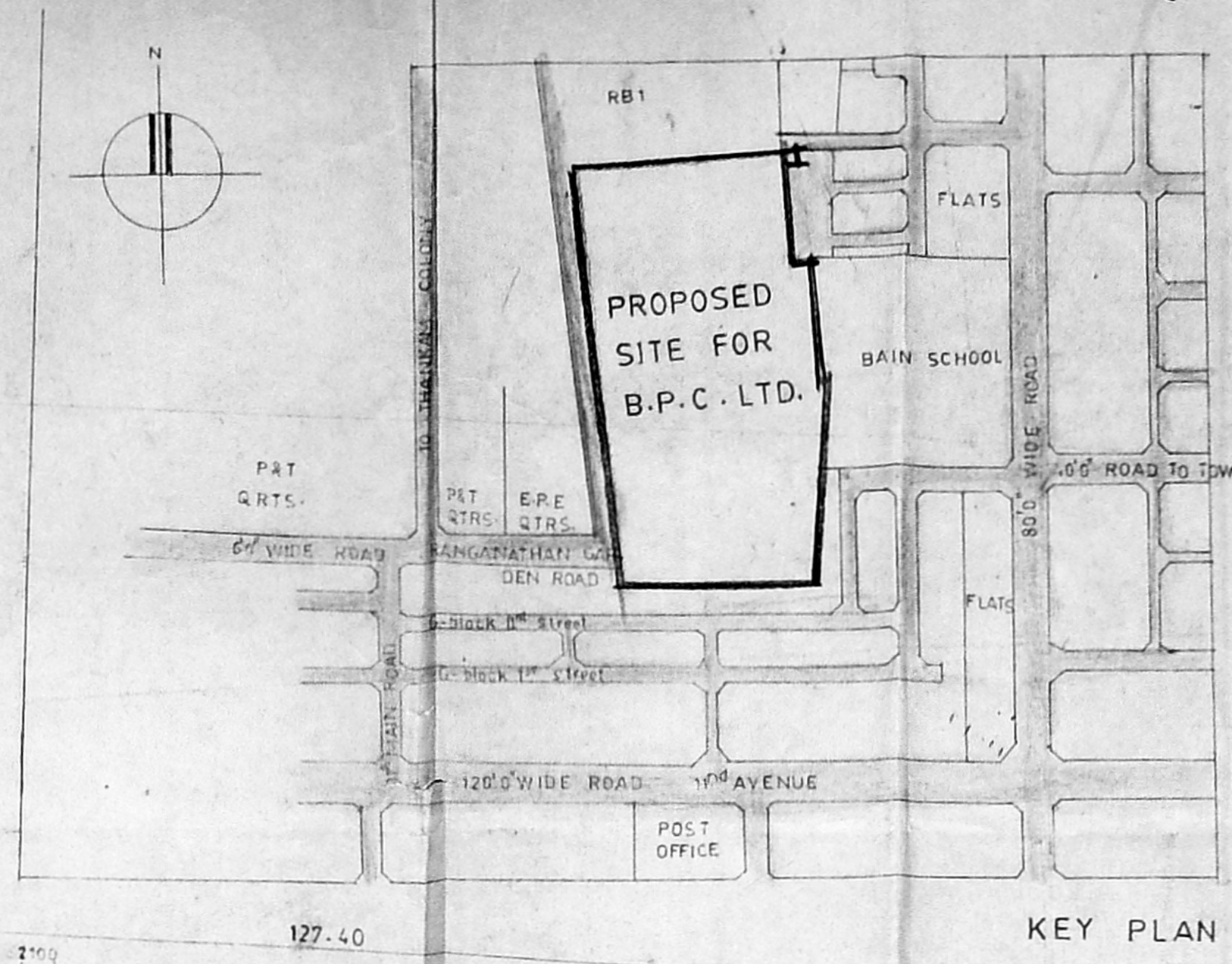
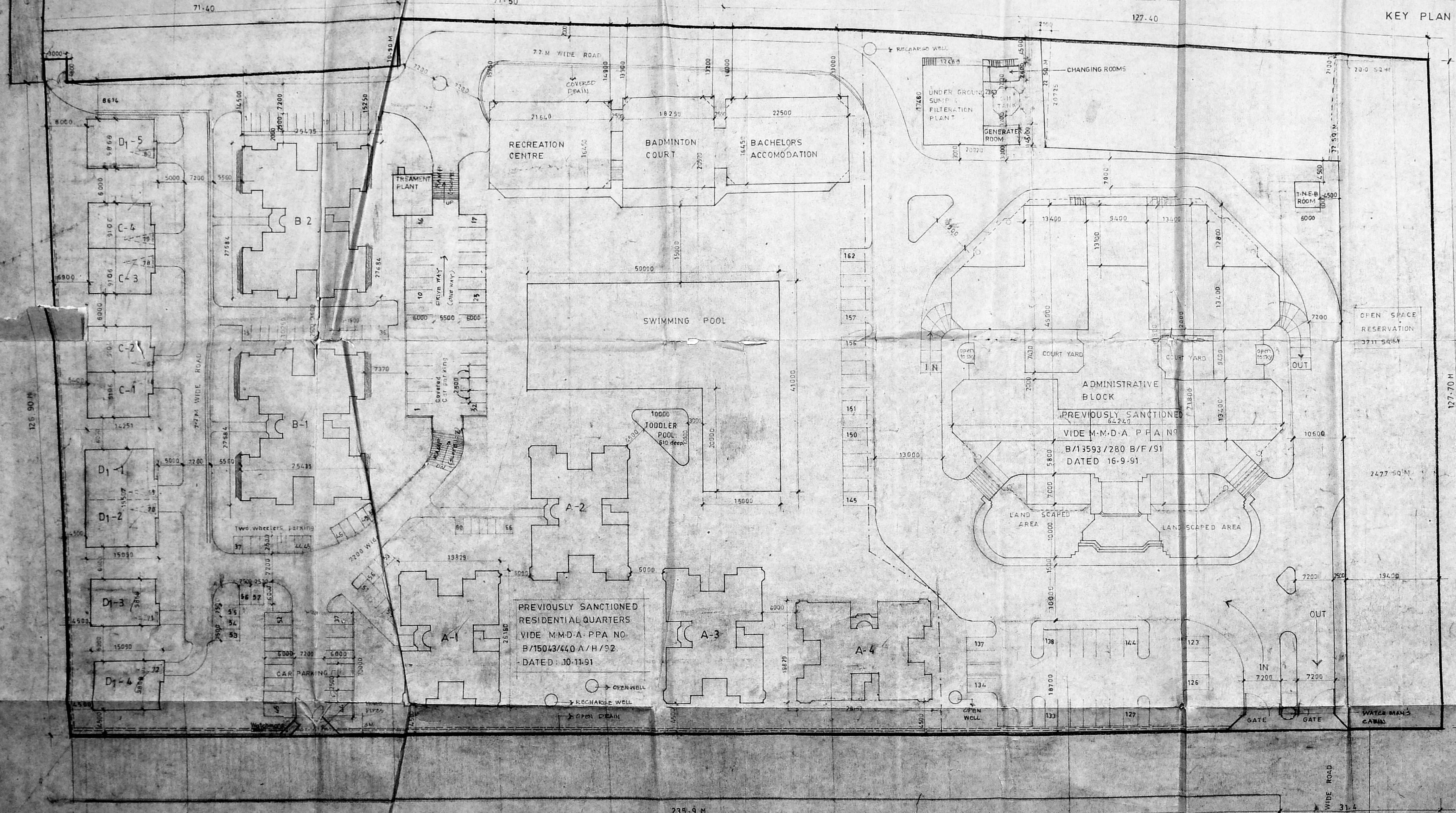


B/1539/539 dt/1/94
 Planning Per No. 1539/539
APPROVED
 SUBJECT TO THE CONDITIONS IN THIS OFFICE LETTER.
 NO. 1539/539 dt. 1/1/94
 For Member Secretary
 MADRAS METROPOLITAN DEVELOPMENT AUTHORITY
 MADRAS - 600 008.



ADDITIONAL AREA	AREA STATEMENT
TYPE 'B'	TYPE - A
THIRD FLOOR (2 nos x 72.77)	GROUND FLOOR
TYPE 'D'	FIRST FLOOR
GROUND FLOOR (3 nos x 5.1)	SECOND FLOOR
RECREATION CENTRE	THIRD FLOOR
BACHELORS ACCOMOD	
MEZZANINE AREA	
WATCHMANS CABIN	
CHANGING ROOM FIRST FLOOR	
TOTAL	

AREA PREVIOUSLY SANCTIONED	PRESENT AREA	ADDITIONAL + AREA PREVIOUSLY SANCTIONED	TYPE D1 D2	TOTAL AREA
16483.18	149.07	16632.25	GROUND FLOOR	12383.98
			FIRST FLOOR	893.00
				422.00
				2004.00
				281.00
				16632.25



AREA PREVIOUSLY SANCTIONED	PSI ALLOWED	PROVIDED
16429.15 SQ.M	15 TIMES	0.42 TIMES
PLOT AREA		37111.00 SQ.M
PLOT COVERAGE		14%
OPEN SPACE RESERVATION		3711.00 SQ.M

REVISED SITE PLAN FOR
BHARATH PETROLEUM CORPORATION LTD.
 IN S.NO. 207-1A-1A, 207-7
 OF THIRUMANGALAM VILLAGE (NO. 79)
 AT ANNANAGAR, MADRAS-40

COLOUR INDEX
EXISTING COLOURED THUS
PROPOSED COLOURED THUS
ROAD COLOURED THUS
BOUNDARY COLOURED THUS

chief personal manager


owner's signature

ARCHITECT

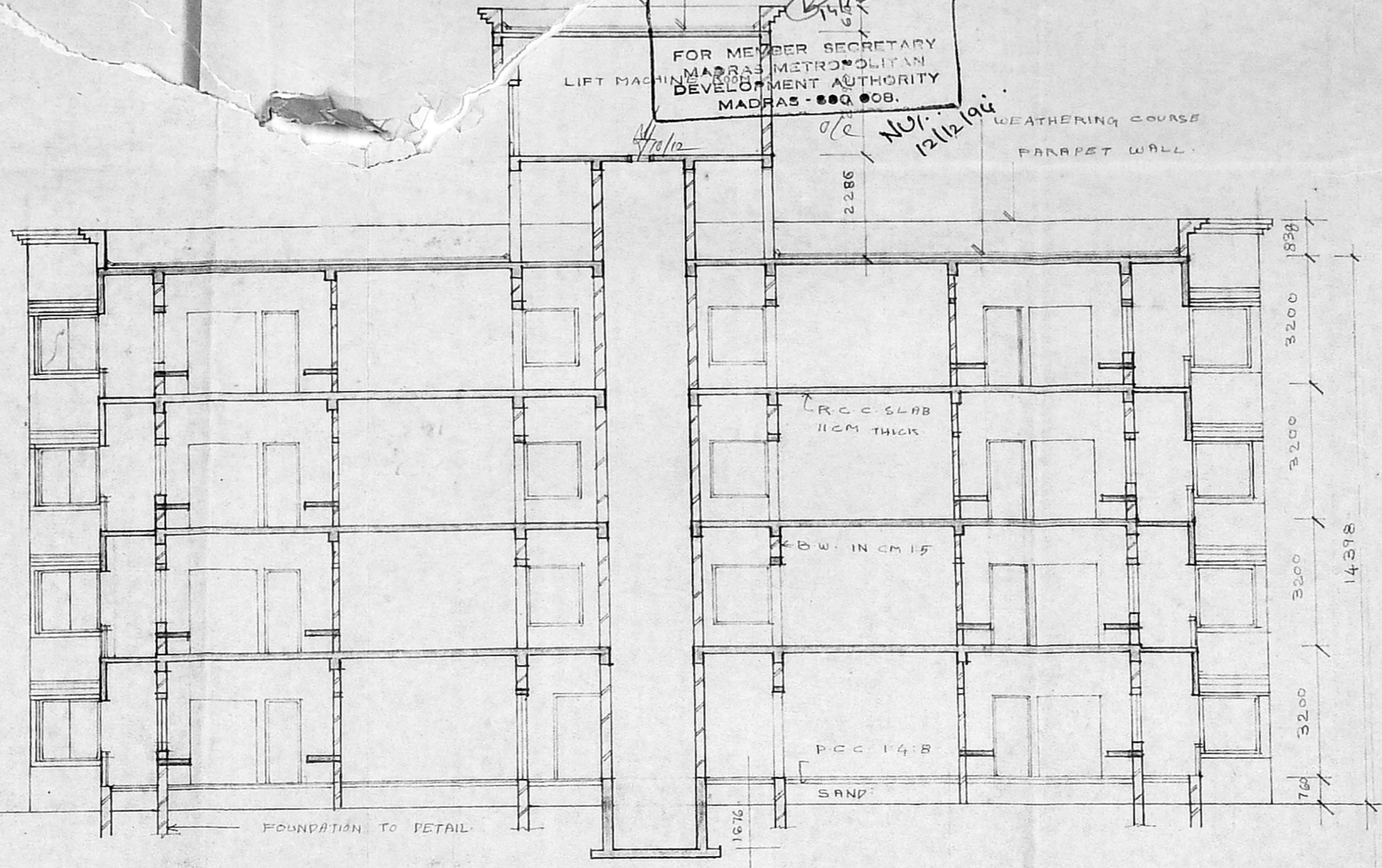
VEROIS OOMMEN
 B. ARCH. - GD. ARCH. F.I.A.I.
 COUNCIL OF ARCHITECTURE
 C.A. NO. 76 3126
 THYAGARAJA COMPLEX
 853 POONAMALLEE HIGH ROAD
 MADRAS - 600008

MMDA B/PP No. 100-1/2/2244/93
 10/5/54
 No: 215/10

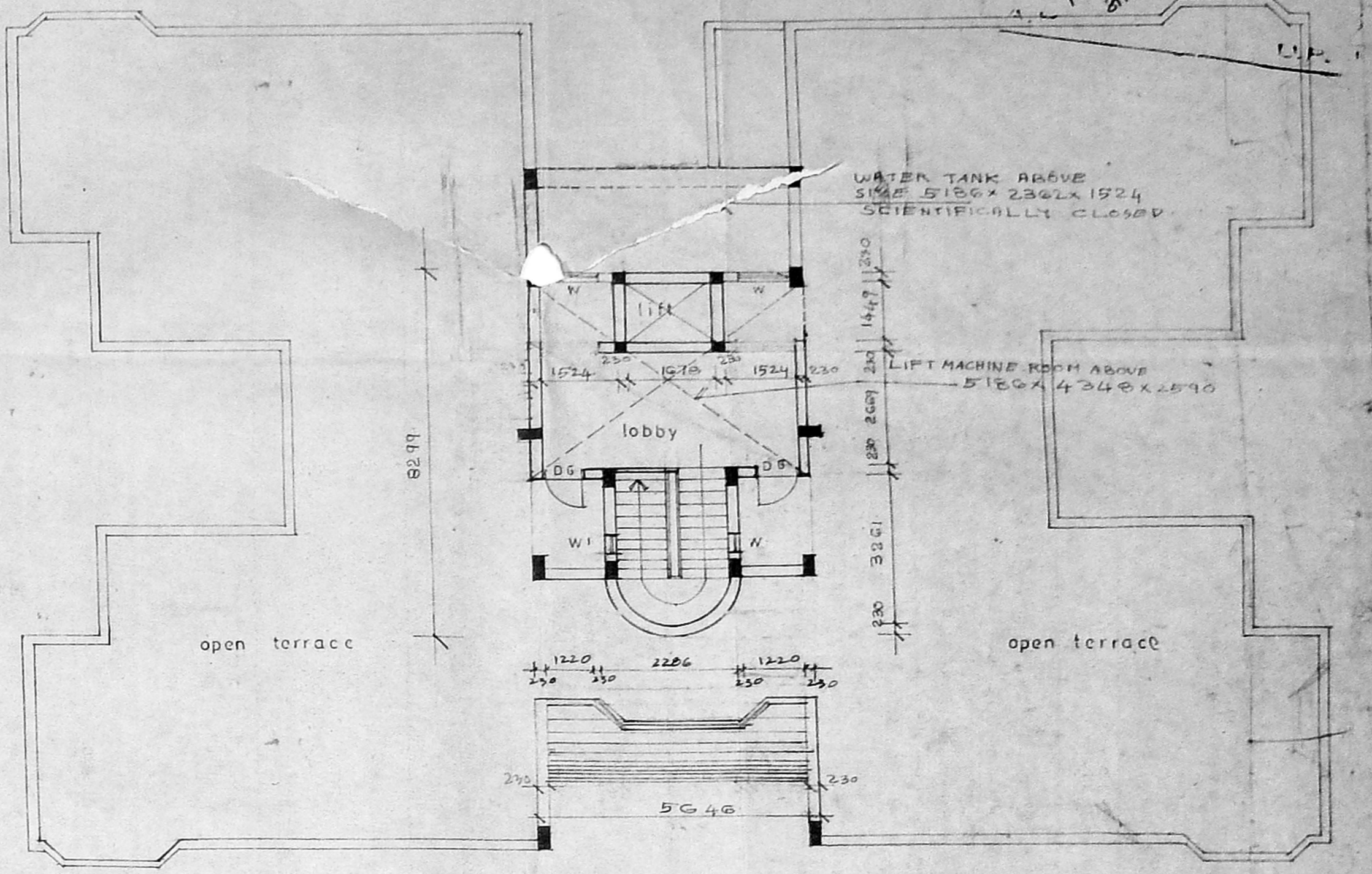
APPROVED
 SUBJECT TO THE CONDITIONS IN THE OFFICE LETTER.
 FOR MEMBER SECRETARY
 MADRAS METROPOLITAN
 DEVELOPMENT AUTHORITY
 MADRAS - 600 008.



ELEVATION



SECTION AA



TERRACE PLAN

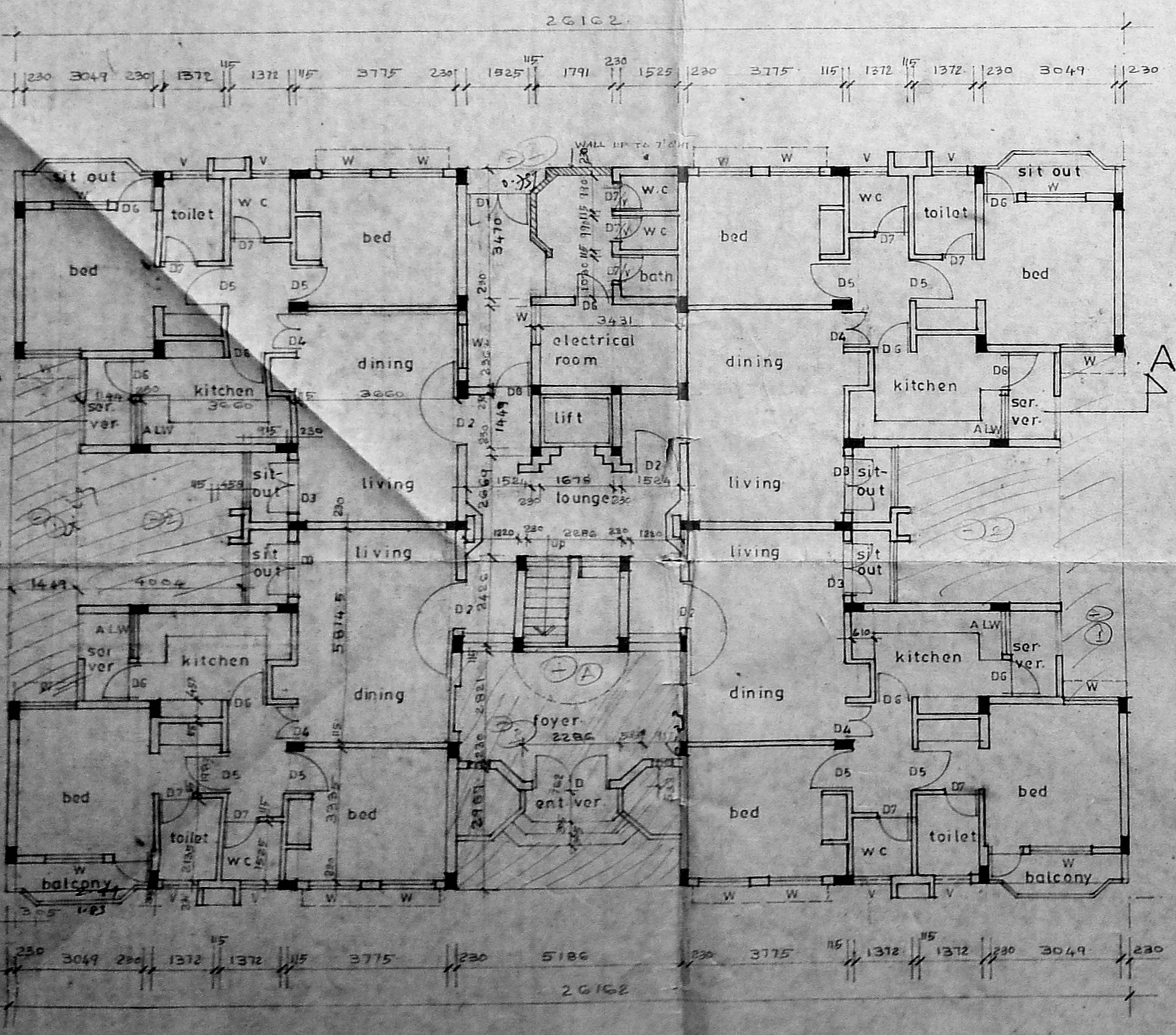
SCHEDULE OF JOINERY		
TYPE	SIZE	DESCRIPTION
D	1828x2133	TW FRAMED GLAZED DOOR
D1	1525x1630	M S GRILL DOOR
D2	1219x2133	TW FRAMED PANELLED DOOR
D3	1525x1630	"
D4	1220x2133	GL FRAMED PANELLED DOOR (DOUBLE SHUTTER)
D5	9306x2133	TW FRAMED PANELLED DOOR
D6	914x2133	"
D7	888x2133	"
D7/1	888x2745	TW PANELLED DOOR WITH VENTILATOR
W1	1220x1525	TW FRAMED GLAZED WINDOW
W1	660x1525	"
ALW	1220x914	ALW GLAZED WINDOW WITH GLAZED SHUTTER

PROPOSED STAFF QUARTERS (TYPE A)
 FOR BHARAT PETROLEUM CORPORATION LTD
 IN S NO 207-1A-1, 207-1A-2, 207-1A-9,
 208-3, 209-3,
 OF THIRUMANGALAM VILLAGE (NO 79)
 AT ANNANAGAR, MADRAS - 40.

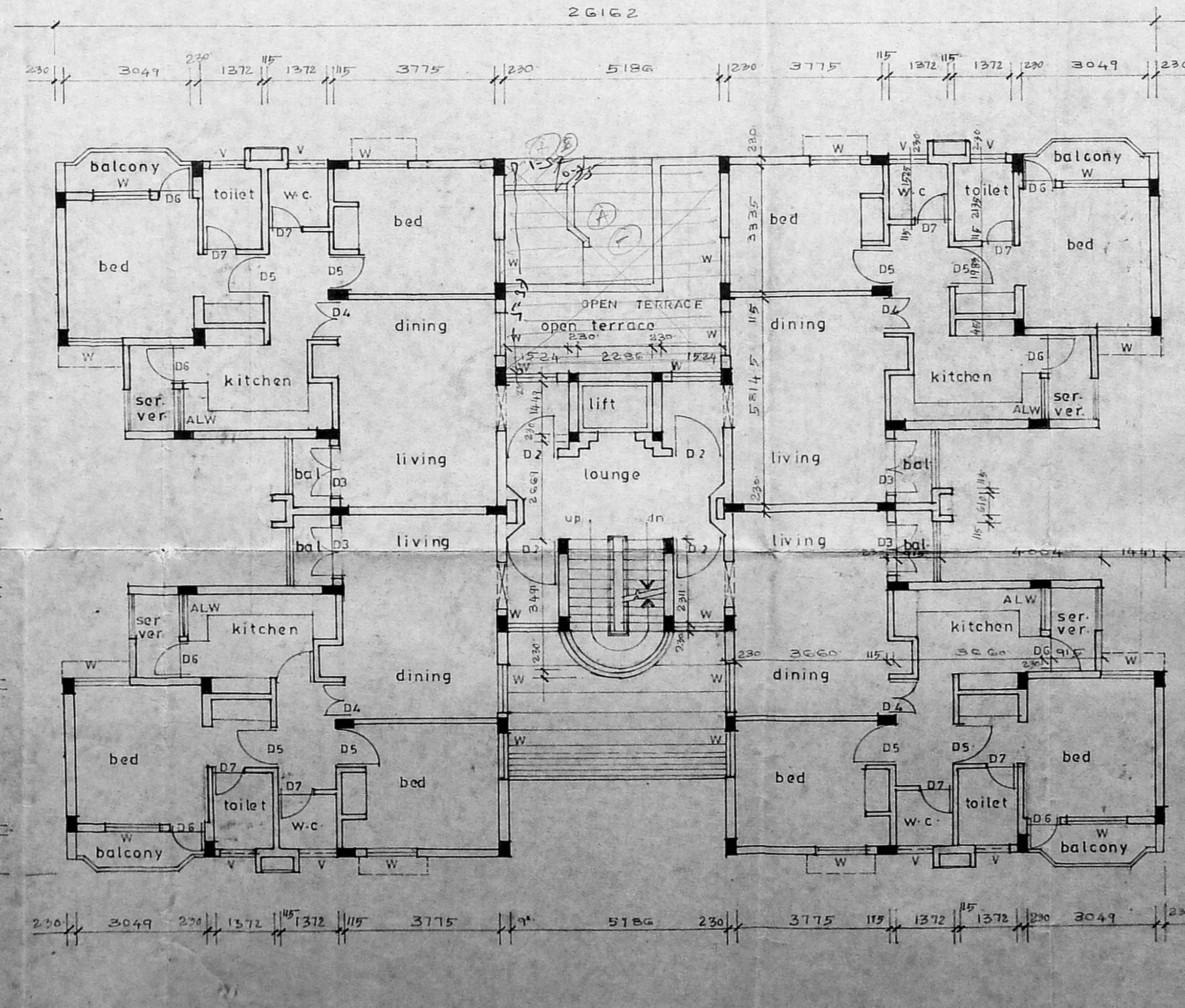
SCALE 1/80.
 COLOUR INDEX
 PROPOSED COLOURED THUS
 ROAD COLOURED THUS
 BOUNDARY COLOURED THUS

CHEF PERSONNEL MANAGER
 OWNERS SIGNATURE

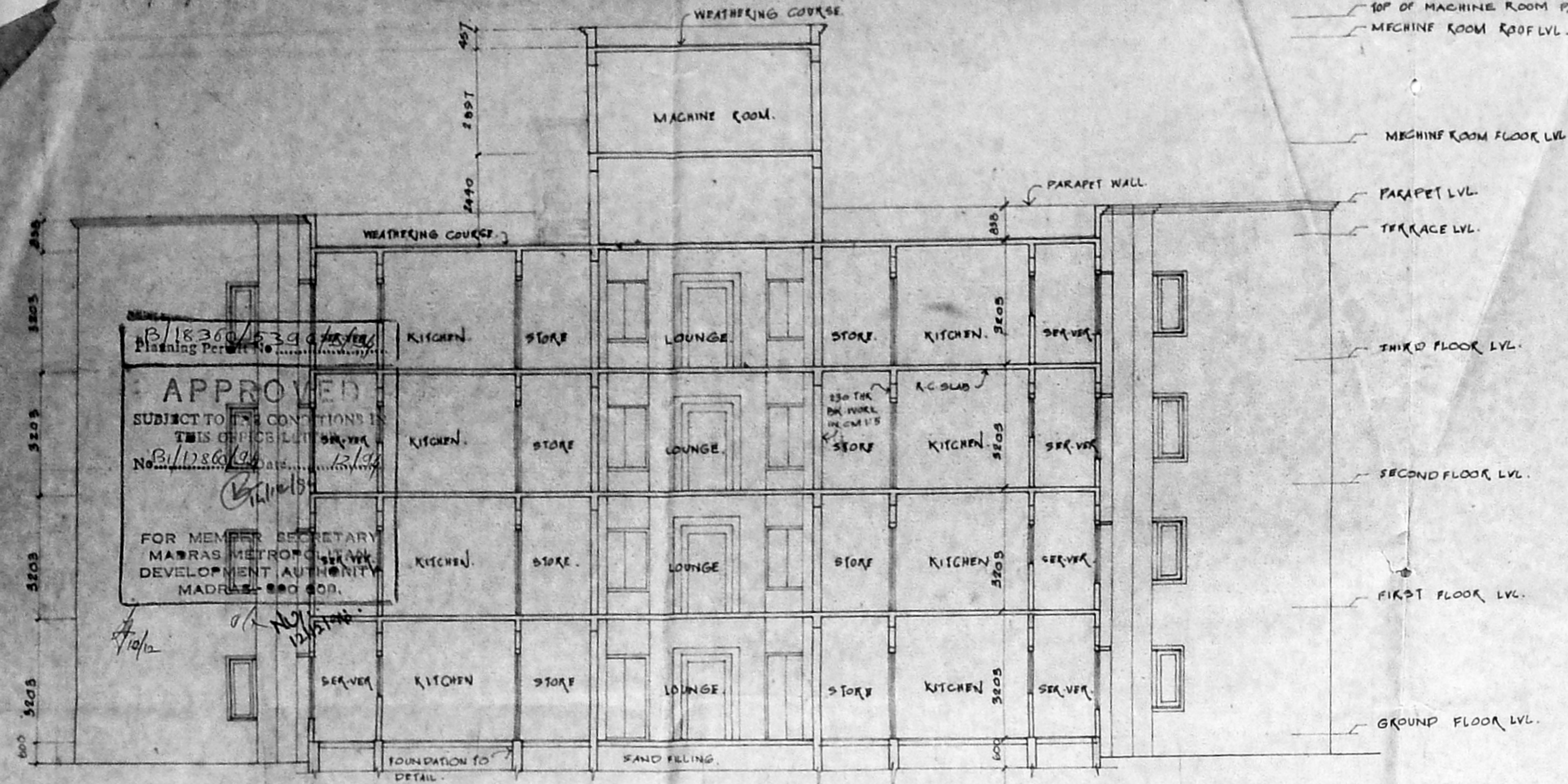
ARCHITECT
 VERGIS OOMMEN
 B. ARCH. G.D ARCH. F.I.A
 COUNCIL OF ARCHITECTURE
 C.A. NO 76/3122
 THYAGARAJA COMPLEX
 853 POONAMALLEE HIGH ROAD
 MADRAS - 600 016



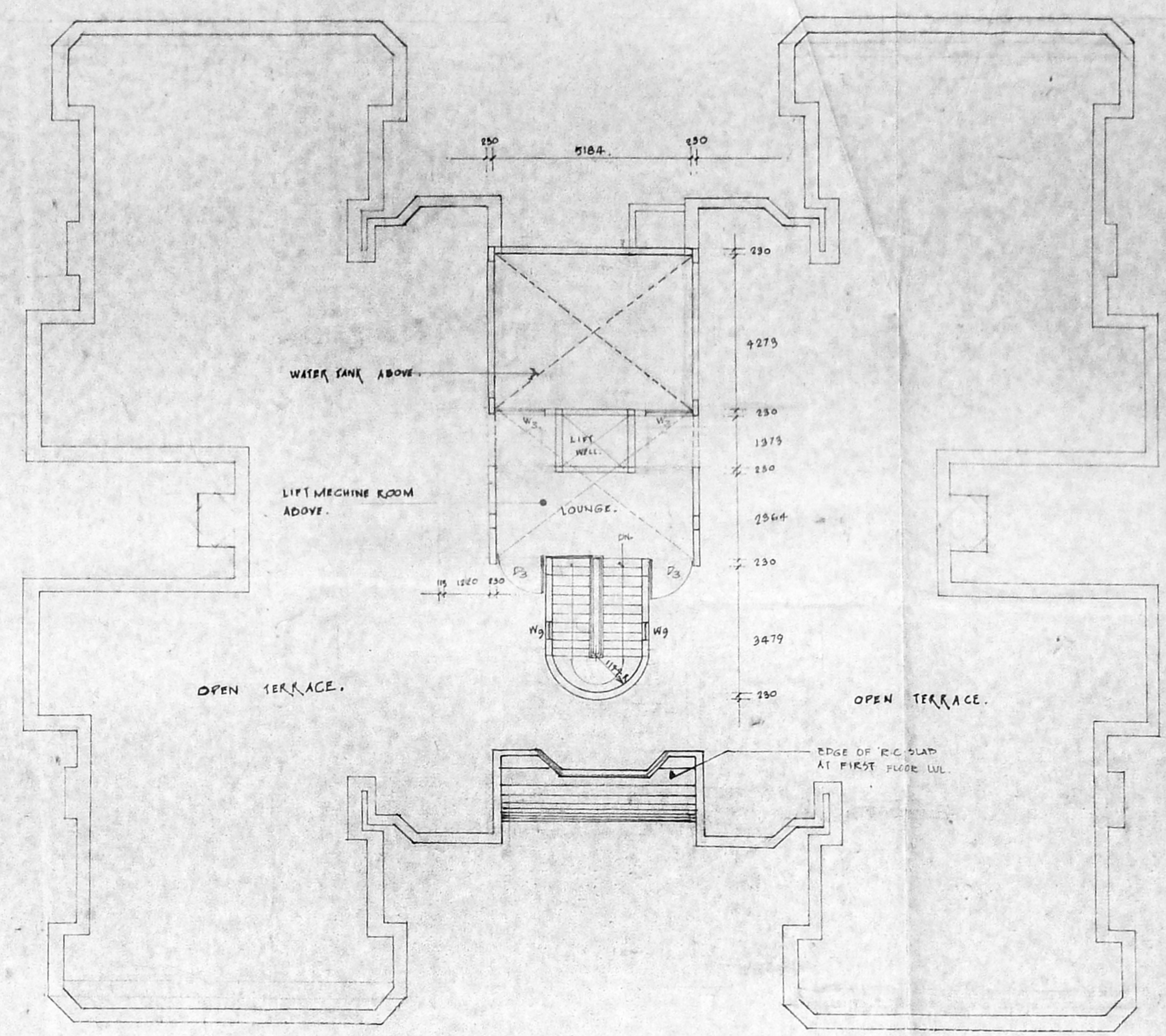
GROUND FLOOR PLAN (type-A)




TYPICAL FLOOR PLAN (1st 2nd & 3rd floors) (type-A)



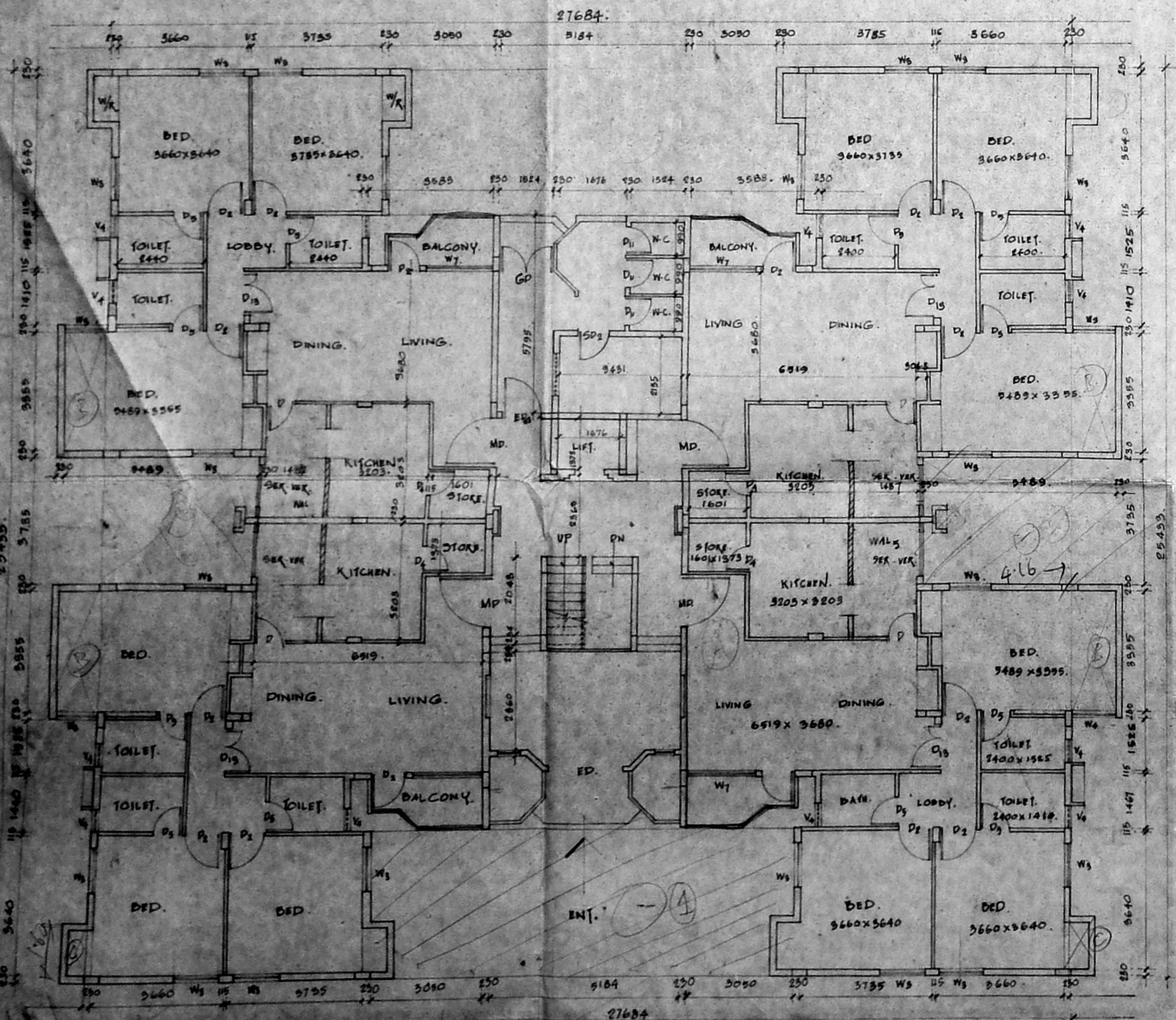
SECTION ON A-D.



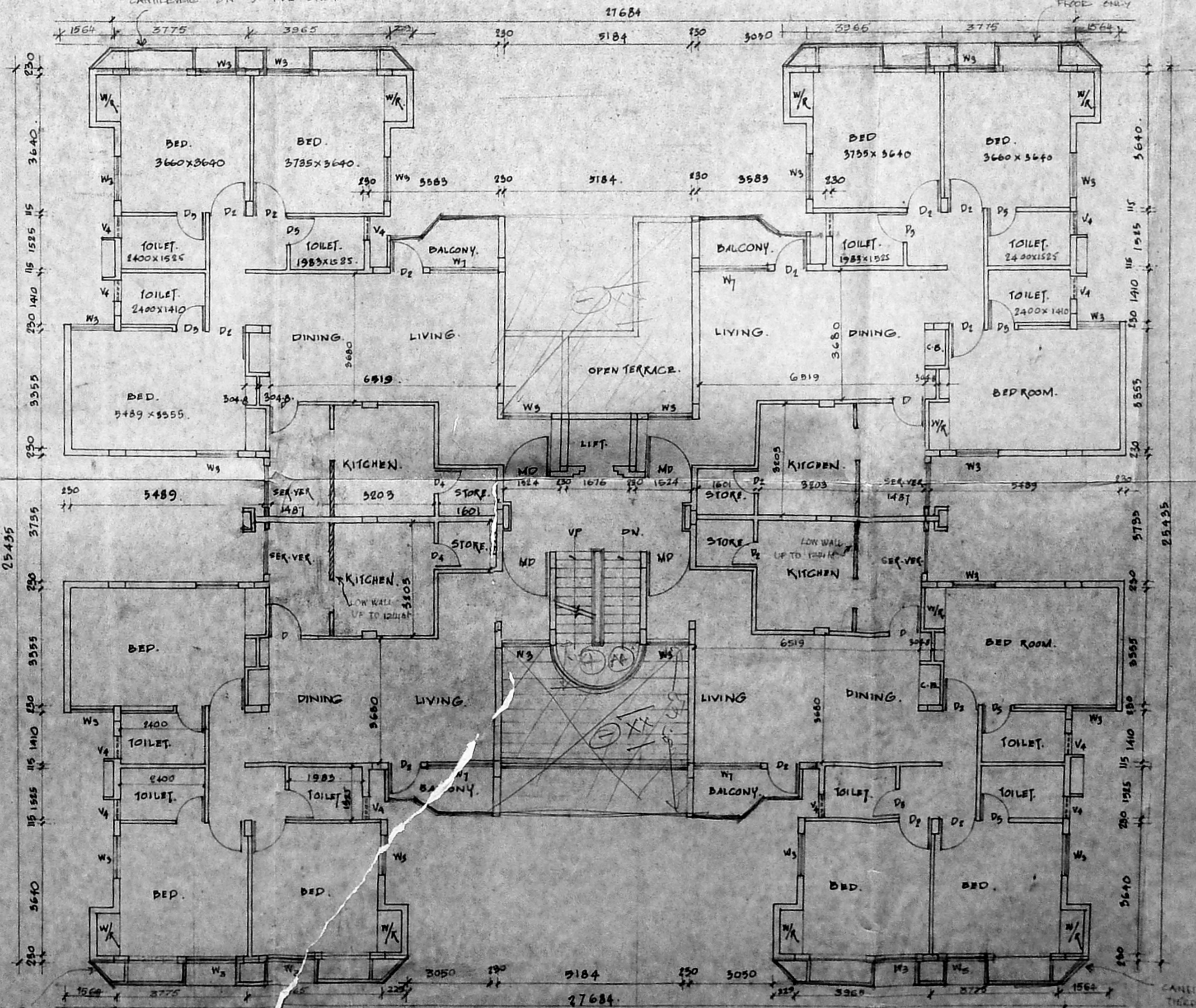
TERRACE PLAN.



ELEVATION.



GROUND FLOOR PLAN.



TYPICAL FLOOR PLAN.

SCHEDULE OF JOINERY B/PPNO.

TYPE	SIZE	DESCRIPTION
MD	1519 X 2134	T.W. FRAMED, PANELED DOOR
D1	990 X 2134	" " " " " "
D2	914 X 2134	" " " " " "
D3	782 X 2134	T.W. FRAMED - PANELED DOOR WITH VENTILATOR
D4	898 X 2134	T.W. FRAMED, PANELED DOOR, 1.1 FT.
D5	898 X 2134	T.W. FRAMED DOOR WITH VENTILATOR
D6/H	1257 X 2134	T.W. FRAMED DOOR WITH WINDOW
E.D.	1828 X 2134	T.W. FRAMED GLAZED ENTRANCE DOOR
E.D3	990 X 2134	T.W. FRAMED GLAZED DOOR
D21	914 X 2134	STEEL DOOR
W7	1778 X 1524	T.W. FRAMED GLAZED WINDOW
W3	1213 X 1024	T.W. FRAMED GLAZED WINDOW WITH MOSQUITO SHUTTER
W4	1512 X 914	ALV. GLAZED WINDOW WITH SLIDING SHUTTER
W4	610 X 1519	T.W. FRAMED WINDOW WITH TOP HUNG SHUTTER
V.A	1519 X 610	T.W. FRAMED LOUVERED VENTILATOR
G.D.	1514 X 2134	M.S. SKULL DOOR
D19	1519 X 2134	T.W. FRAMED PANELED DOOR WITH MOSQUITO PROOF SHUTTERS

- SPECIFICATION.
- PILE FOUNDATION.
 - SAND FILLING FOR FOUNDATION AND BASEMENT.
 - R.C.C. 1:4:8 FOR FLOORING CONCRETE AND FOOTING.
 - BRICK WORK IN C.W. 1:4 FOR SUPER STRUCTURE WALL AND PARAPET WALL ETC.
 - R.C.C. ROOF SLAB PLINTH BEAMS, LINTEL, BEAMS ETC ARE TO BE IN R.C.C. 1:2:4.
 - PLASTERING IN CM 1:4.
 - TWO COATS COLOUR OR PRIMER.
 - ALL WOOD WORK IN SEAR WOOD.
 - WEATHERING COURSE IN CM WITH TWO COUSES OF FLAT SILES LAID TO SLOPE.

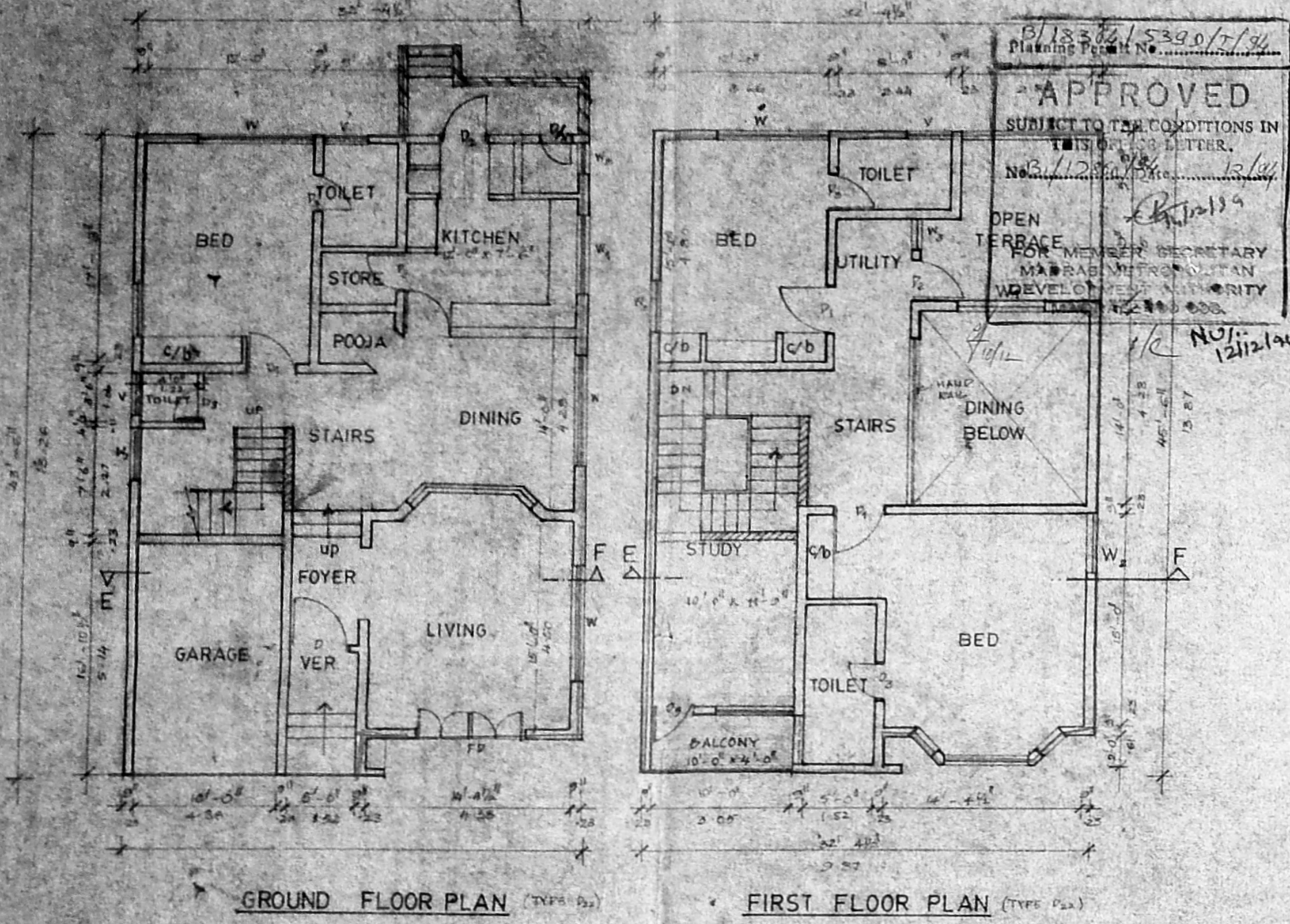
PROPOSED STAFF QUARTERS (TYPE B) FOR BHARAT PETROLEUM CORPORATION LTD IN S.NO. 207-1A-1, 207

OF THIRUMANGALAM VILLAGE (NO. 79) AT ANNANAGAR, MADRAS-40.

COLOUR INDEX
 PROPOSED COLOURED THIS []
 ROAD COLOURED THIS []
 BOUNDARY COLOURED THIS []
 CHIEF PERSONAL MANAGER.

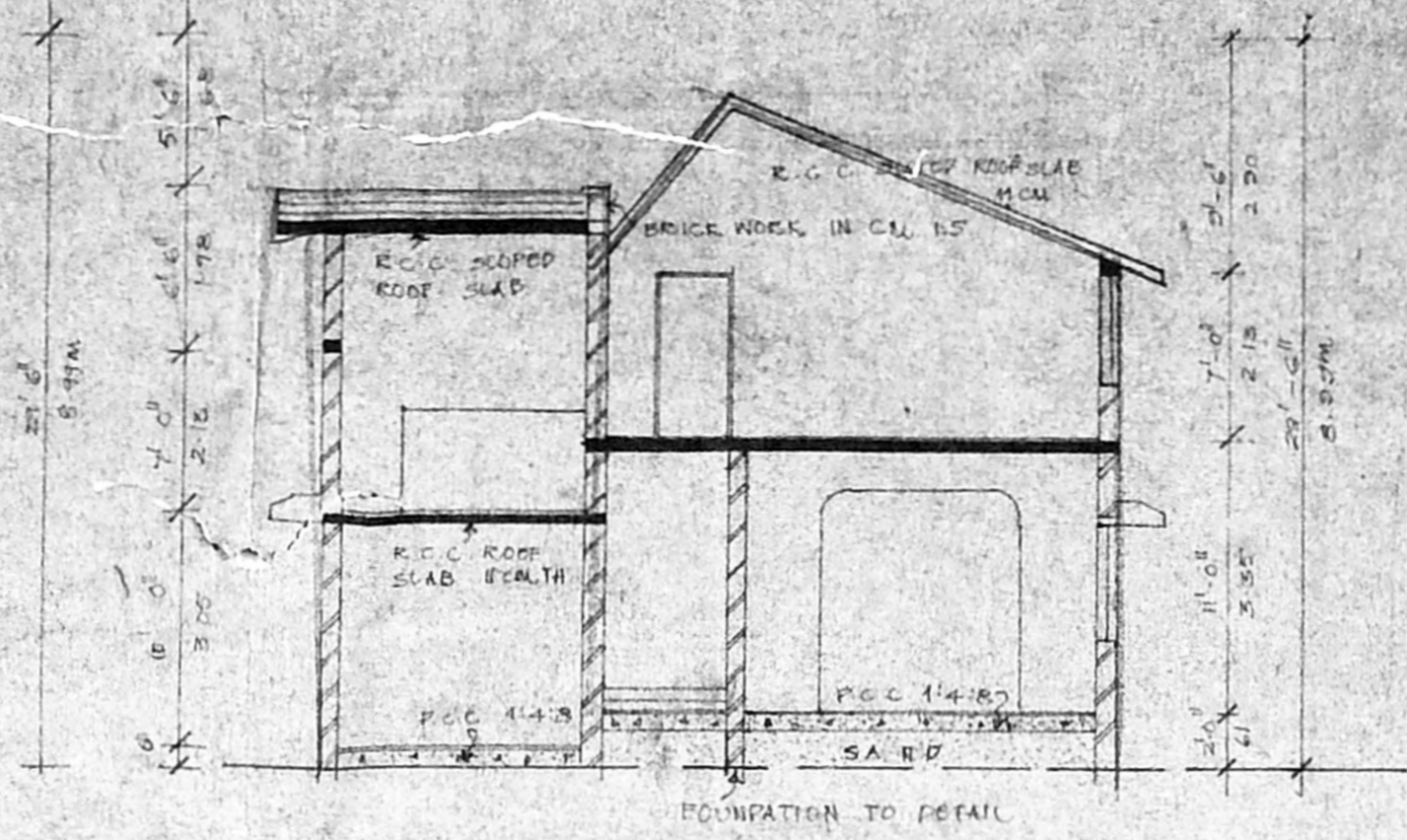
OWNERS SIGNATURE
 SCALE 1:100
 DRAWN []
 DATE []

ARCHITECT
 VERGIS OOMMEN
 B ARCH. G.D. ARCH. F.I.A.
 COUNCIL OF ARCHITECTURE
 CIA NO. 76/3126
 THYAGARAJA COMPLEX,
 853, POONAMALLEE HIGH ROAD,
 MADRAS - 600070.

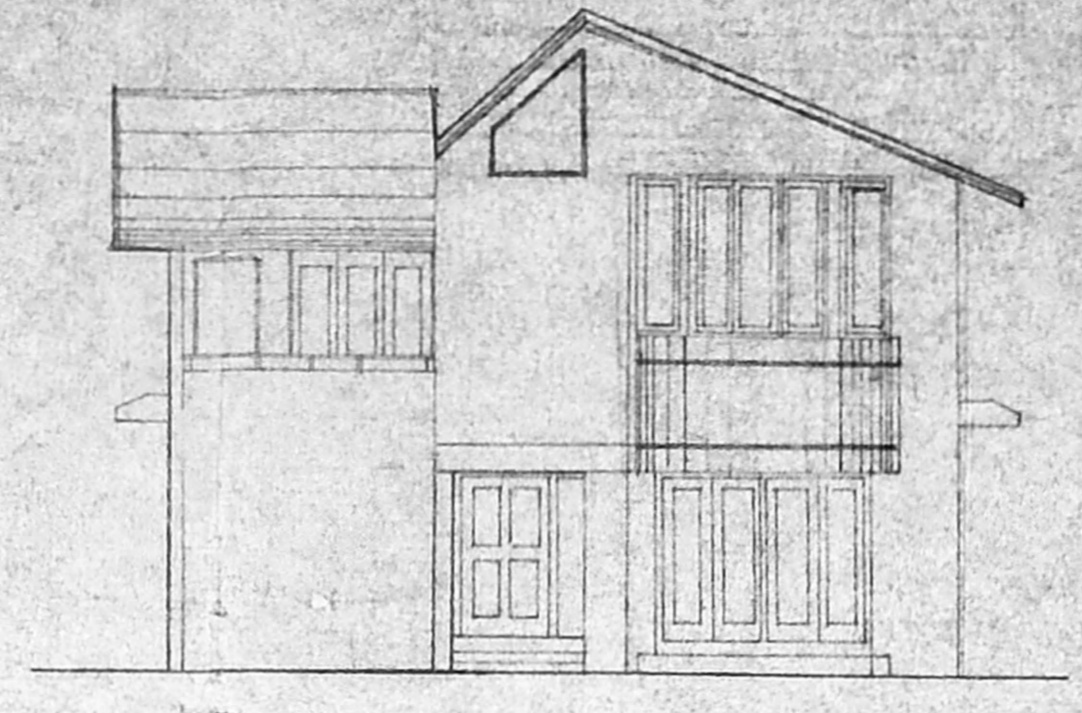


GROUND FLOOR PLAN (TYPE B)

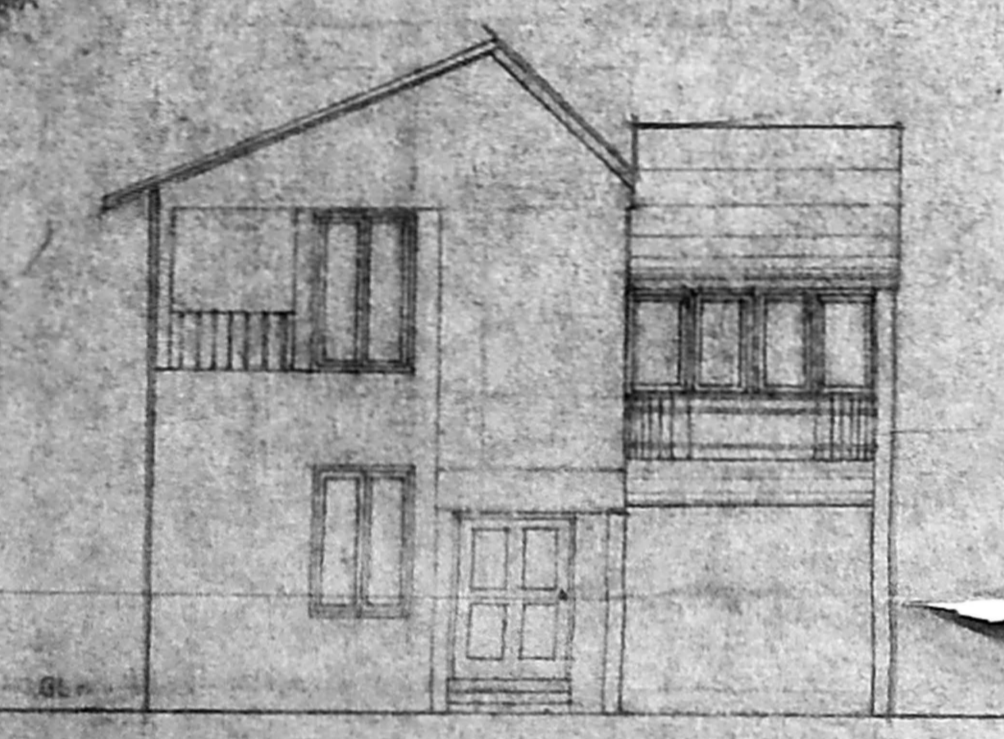
FIRST FLOOR PLAN (TYPE B)



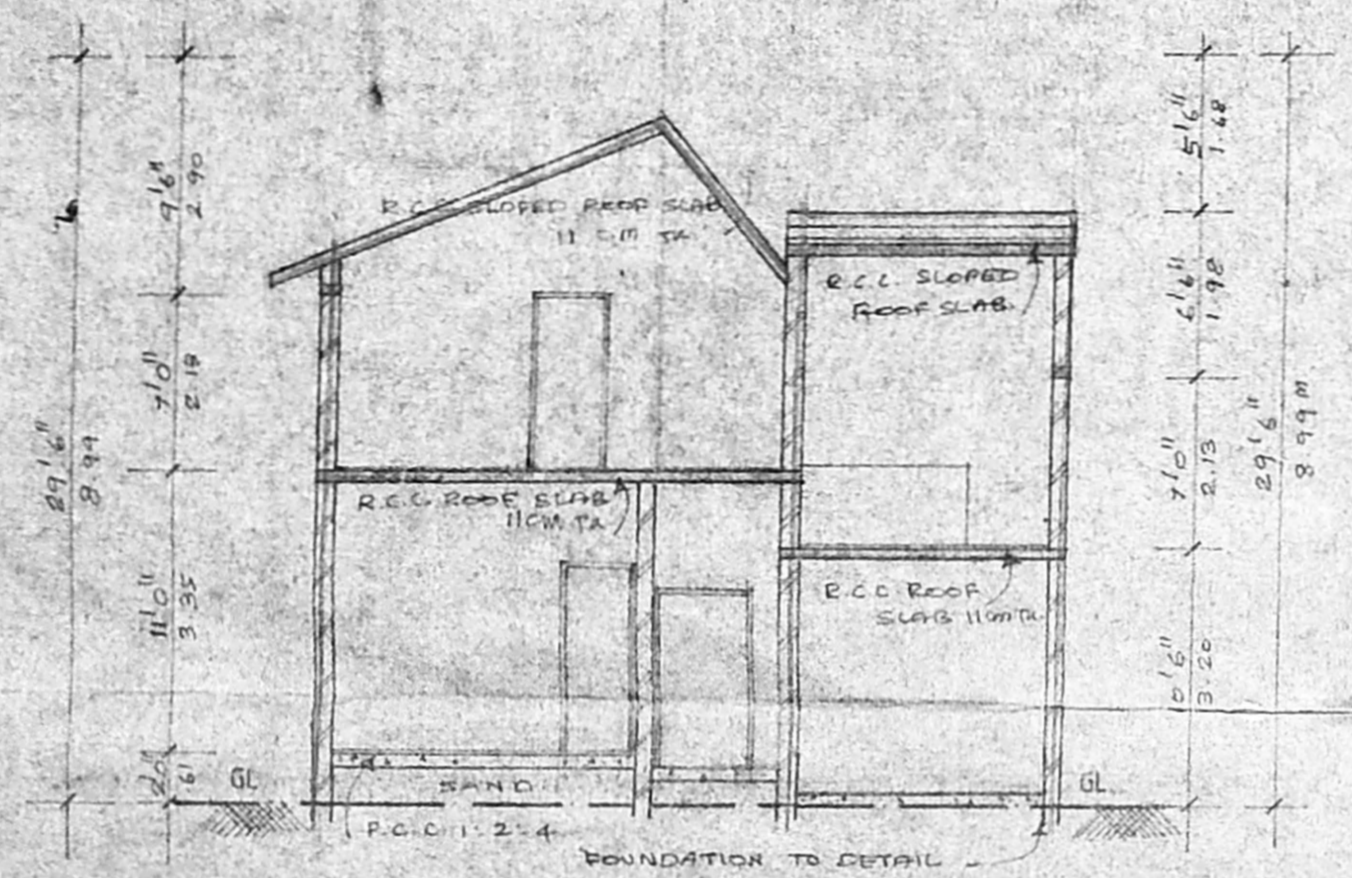
SECTION E-F




ELEVATION



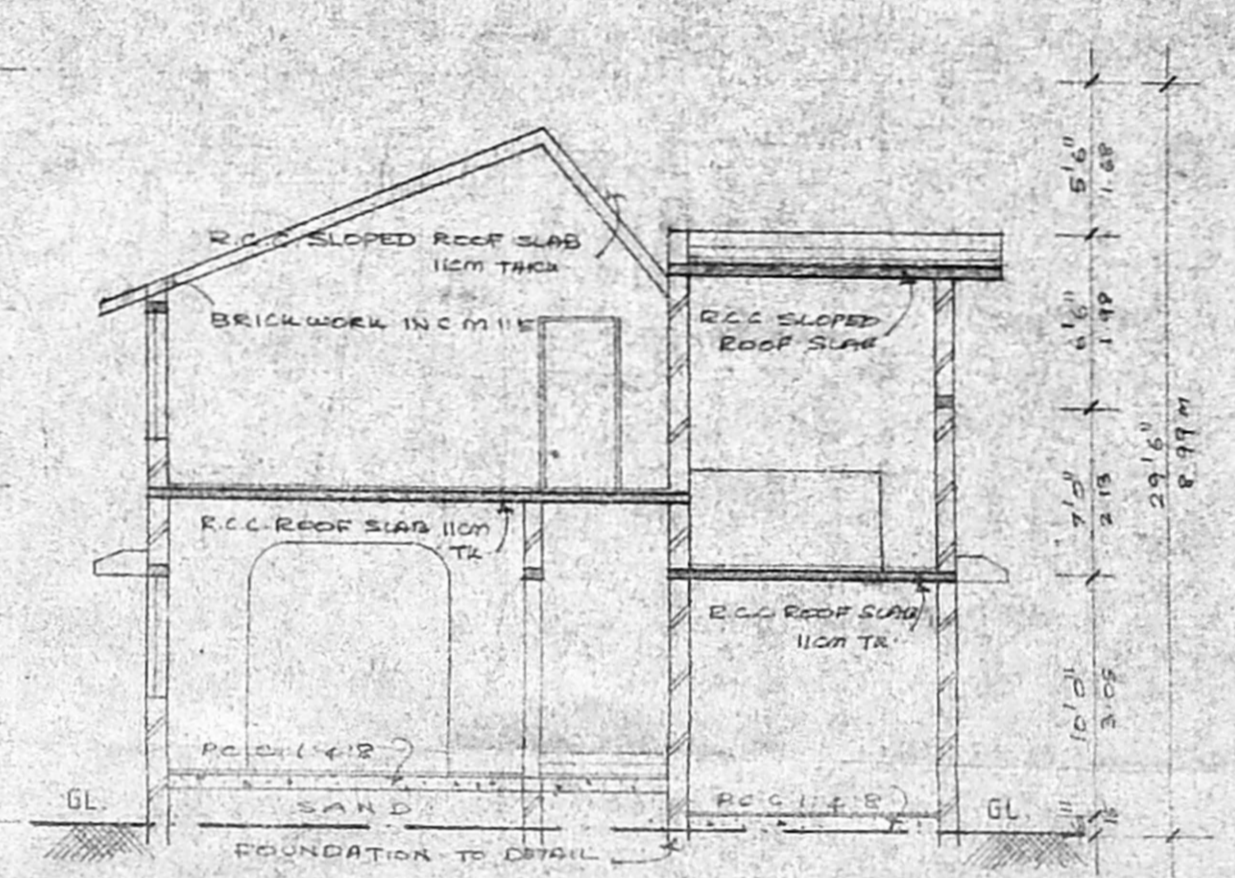
ELEVATION



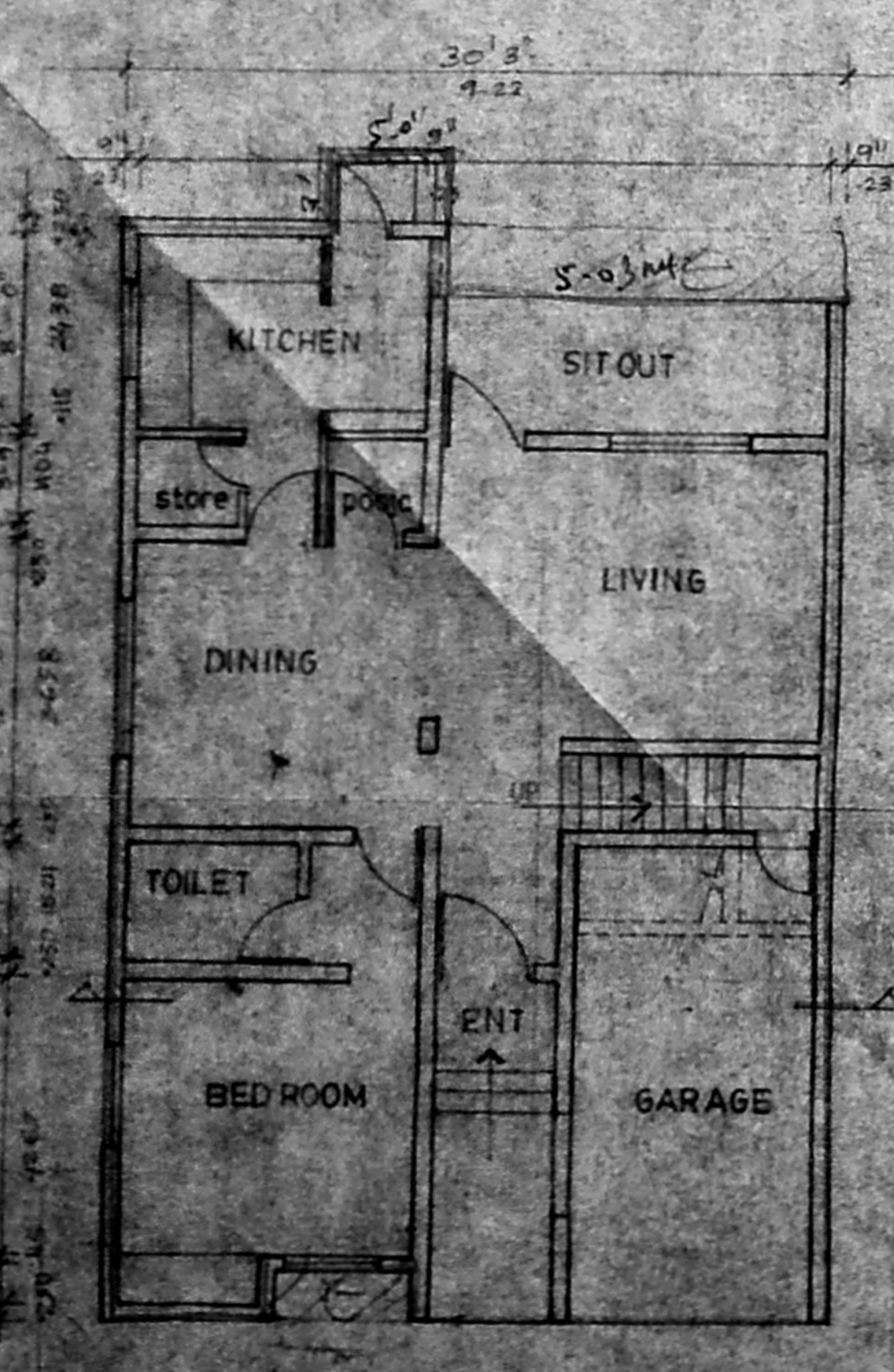
SECTION ON A/B



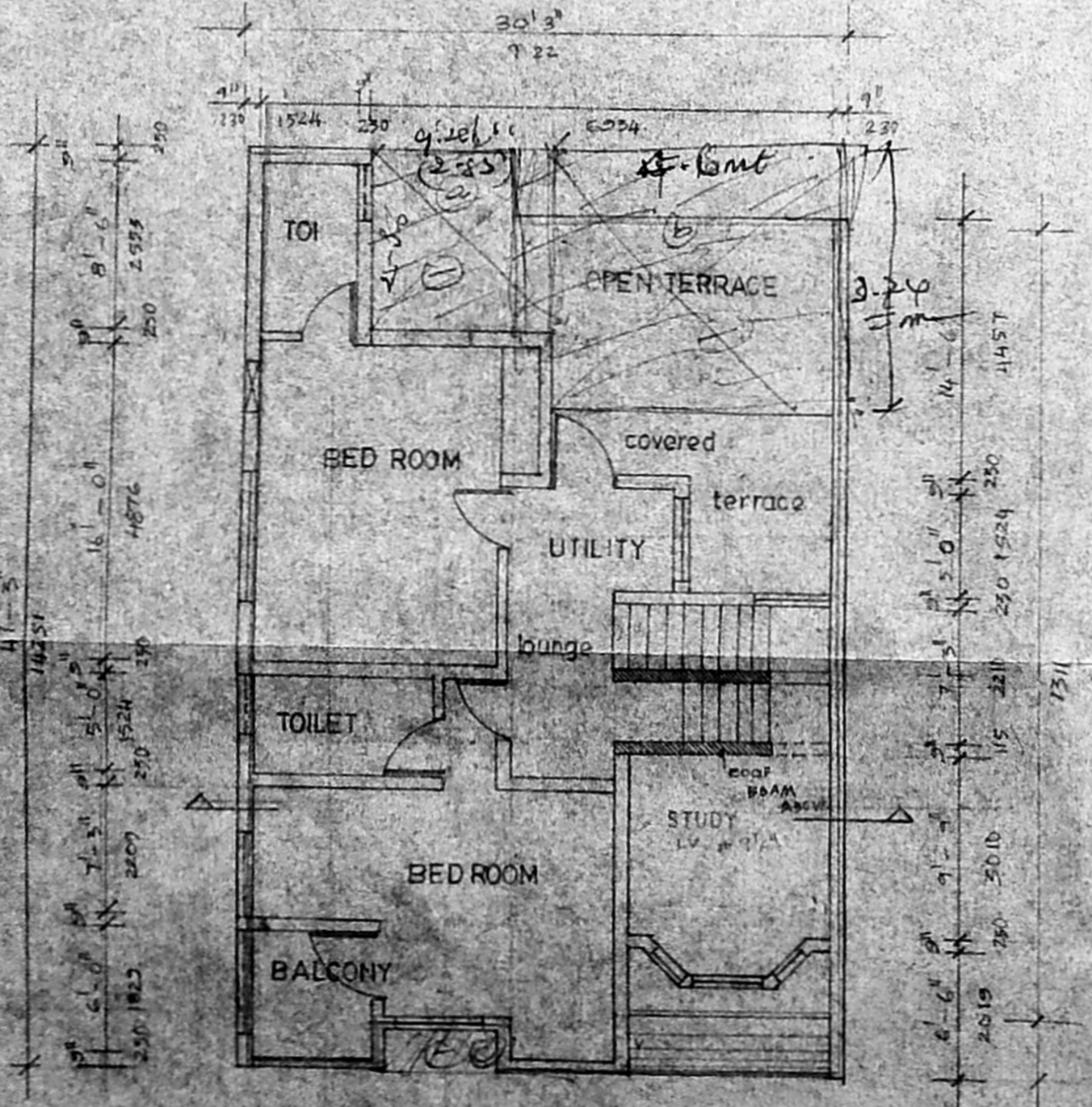
ELEVATION



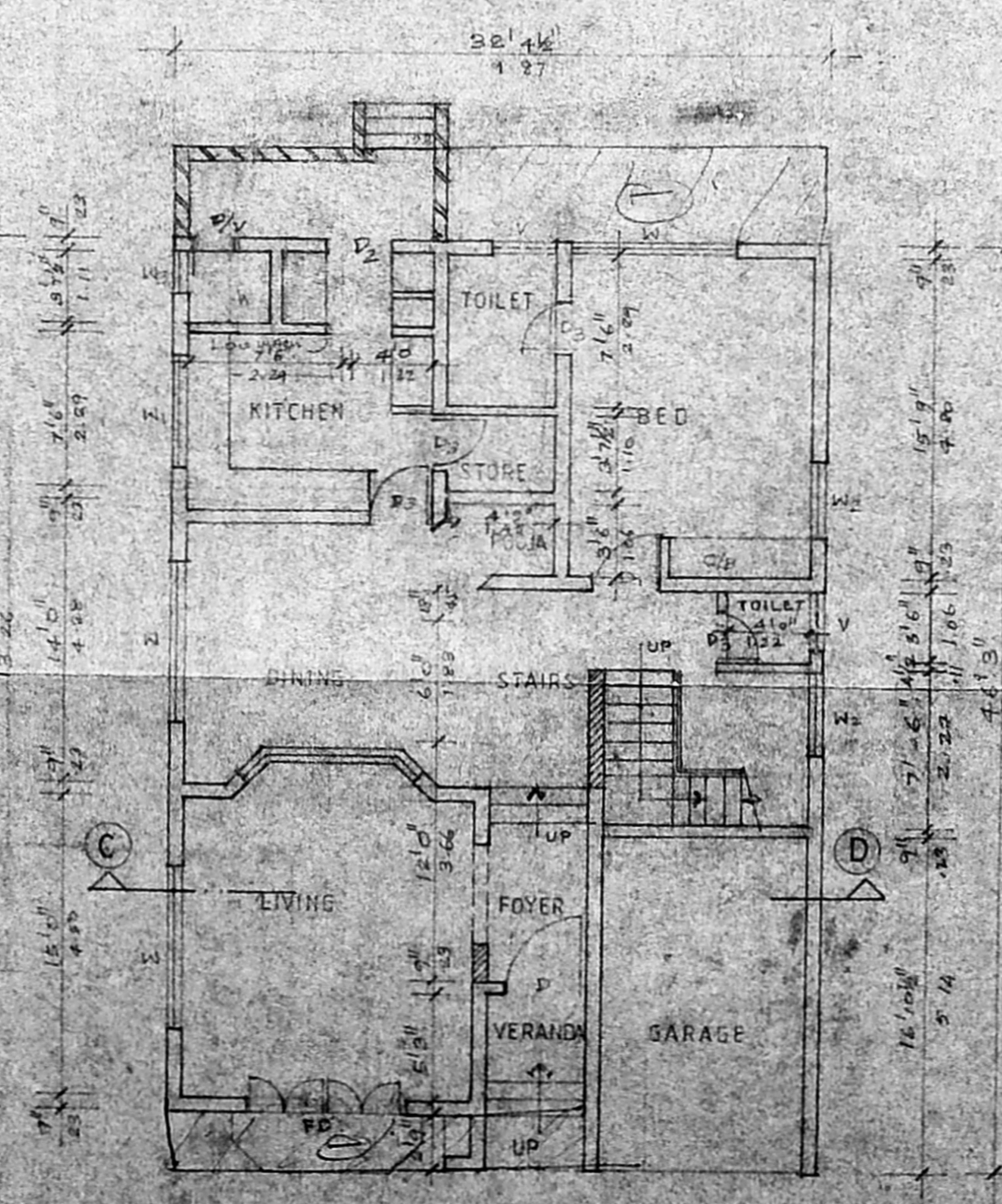
SECTION ON C/D



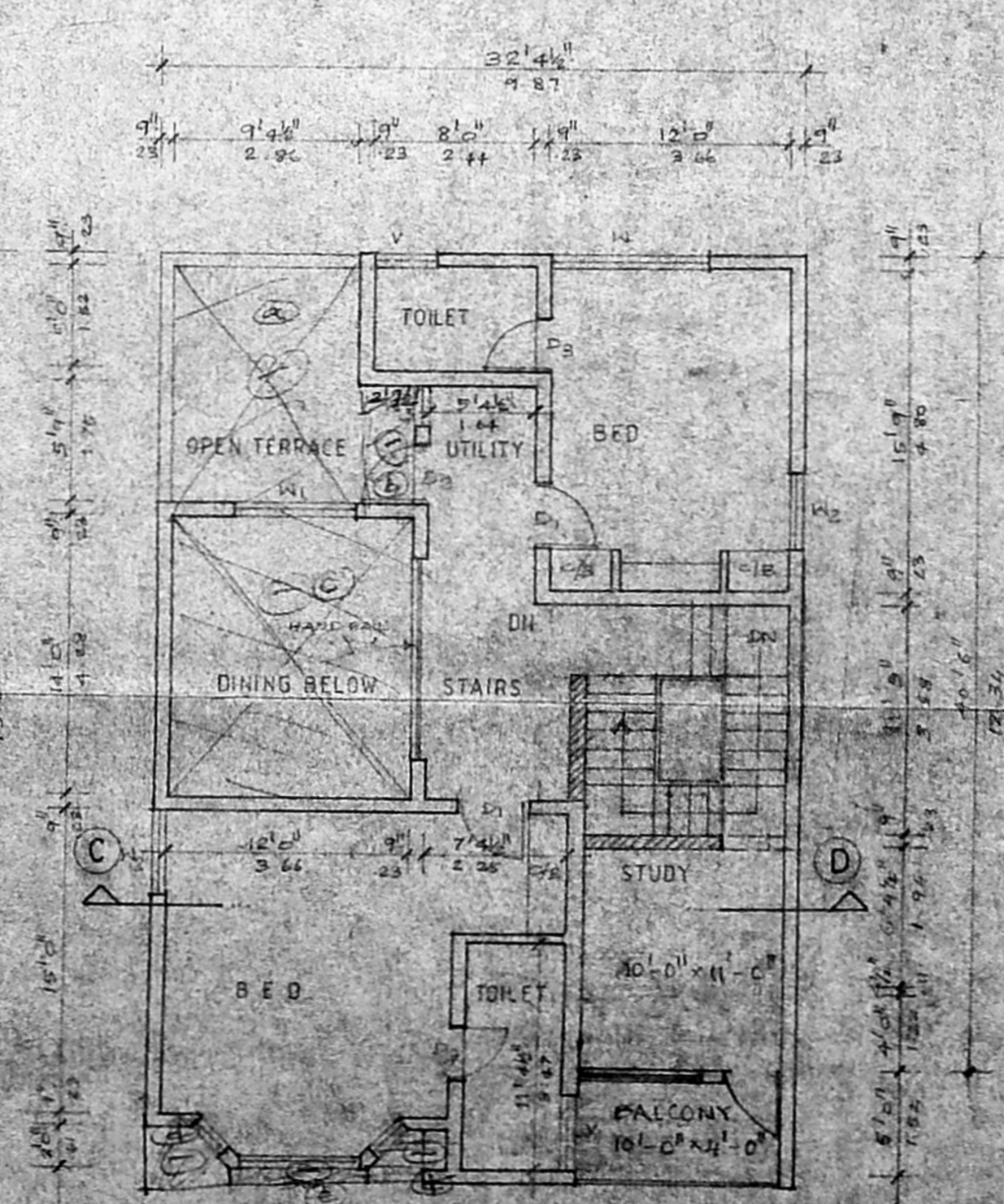
GROUND FLOOR PLAN (TYPE C)



FIRST FLOOR PLAN (TYPE C)



GROUND FLOOR PLAN (TYPE D)



FIRST FLOOR PLAN (TYPE D)

SCHEDULE OF JOINERY		
NO.	SIZE	DESCRIPTION
1	10'0" x 7'0"	T.W. PANELLED DOOR
2	3'0" x 7'0"	DOOR
3	2'0" x 10'0"	MM.C. DOOR
4	3'0" x 7'0"	DOOR
5	2'0" x 7'0"	DOOR
6	2'0" x 7'0"	DOOR
7	2'0" x 7'0"	DOOR
8	2'0" x 7'0"	DOOR
9	2'0" x 7'0"	DOOR
10	2'0" x 7'0"	DOOR
11	2'0" x 7'0"	DOOR
12	2'0" x 7'0"	DOOR
13	2'0" x 7'0"	DOOR
14	2'0" x 7'0"	DOOR
15	2'0" x 7'0"	DOOR
16	2'0" x 7'0"	DOOR
17	2'0" x 7'0"	DOOR
18	2'0" x 7'0"	DOOR
19	2'0" x 7'0"	DOOR
20	2'0" x 7'0"	DOOR

- SPECIFICATIONS**
1. FILL FOUNDATION
 2. SAND FILLING FOR FOUNDATION BASEMENT ETC.
 3. R.C.C. 1:2:4 FOR FLOORING QUARTER, PARTING OF
 4. BRICKWORK IN C.M. 1:3 FOR SUBSTRUCTURE WALL AND PARTIAL WALL ETC.
 5. R.C.C. ROOF SLAB, PLUMB LEVEL, BEARING ARE IN R.C.C. 1:2:4
 6. PLASTERING IN C.M. 1:4
 7. TWO COATS OF COLOUR ON ONE COAT OF WHITE WASH
 8. TWO COATS OF PAINTING ON ONE COAT OF PRIMER
 9. ALL WOOD WORK ARE IN TEAK WOOD
 10. WEATHERING BEHIND IN C.M. WITH THE COURSE OF PLASTER LAY IN SLOPE

AREA STATEMENT		
TYPE C		
AREA DETAILS	50 FT	150 M
GROUND FLOOR	1180	109.61
FIRST FLOOR	970	90.10
TOTAL	2150	202.31
TYPE D		
AREA DETAILS	50 FT	150 M
GROUND FLOOR	1640	152.37
FIRST FLOOR	1080	100.37
TOTAL	2720	253.74

PROPOSED STAFF QUARTERS (TYPE C & D)
 FOR BHARAT PETROLEUM CORPORATION LTD.
 IN S.NO. 207-1A-1, 207-1A-2, 207-1A-3,
 208-3, 209-3
 OF THIRUMANGALAM VILLAGE (NO. 79)
 AT ANNA NAGAR, MADRAS 40

SCALE: 1" = 8' 0" (1:192)

COLOUR INDEX

PROPOSED COLOURED THIS

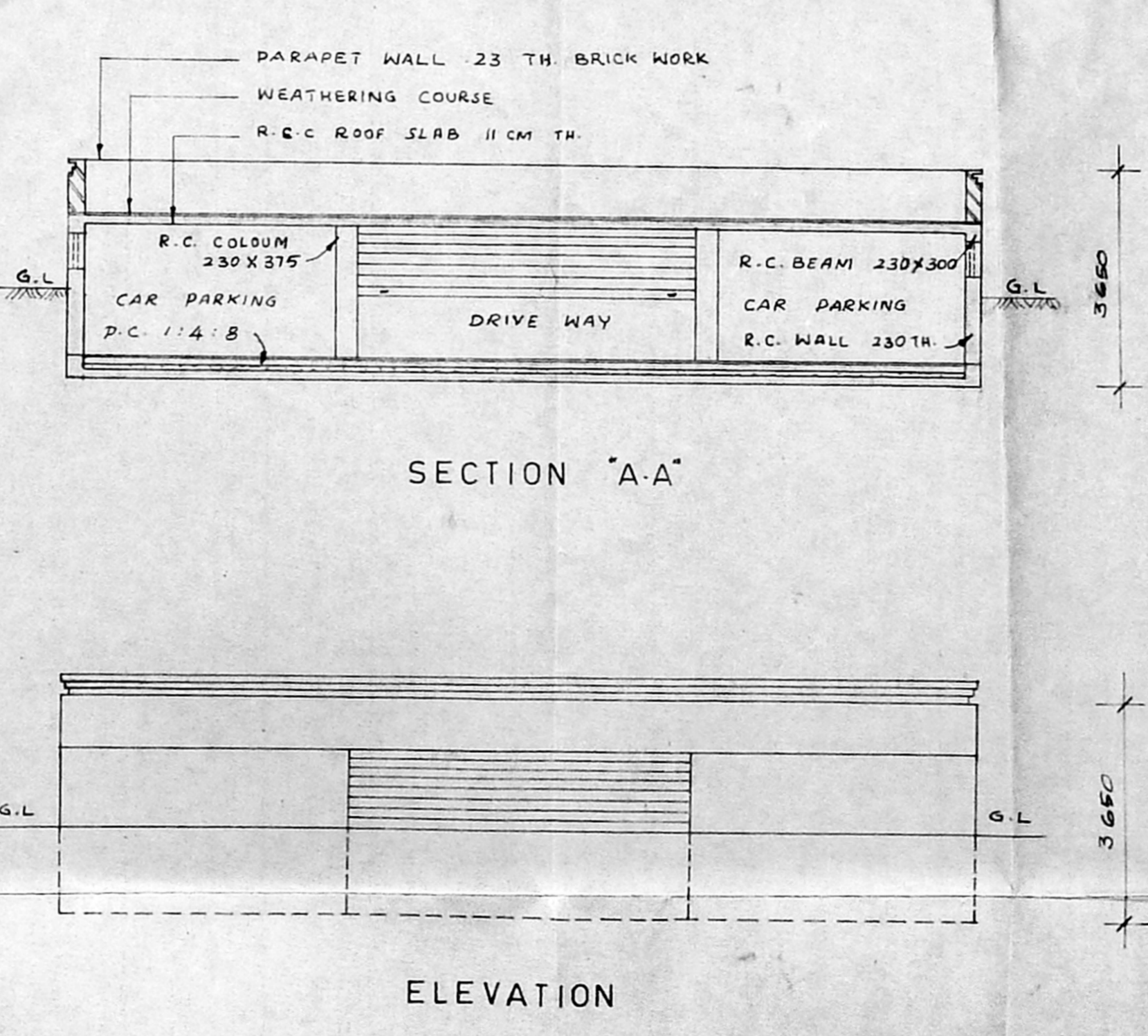
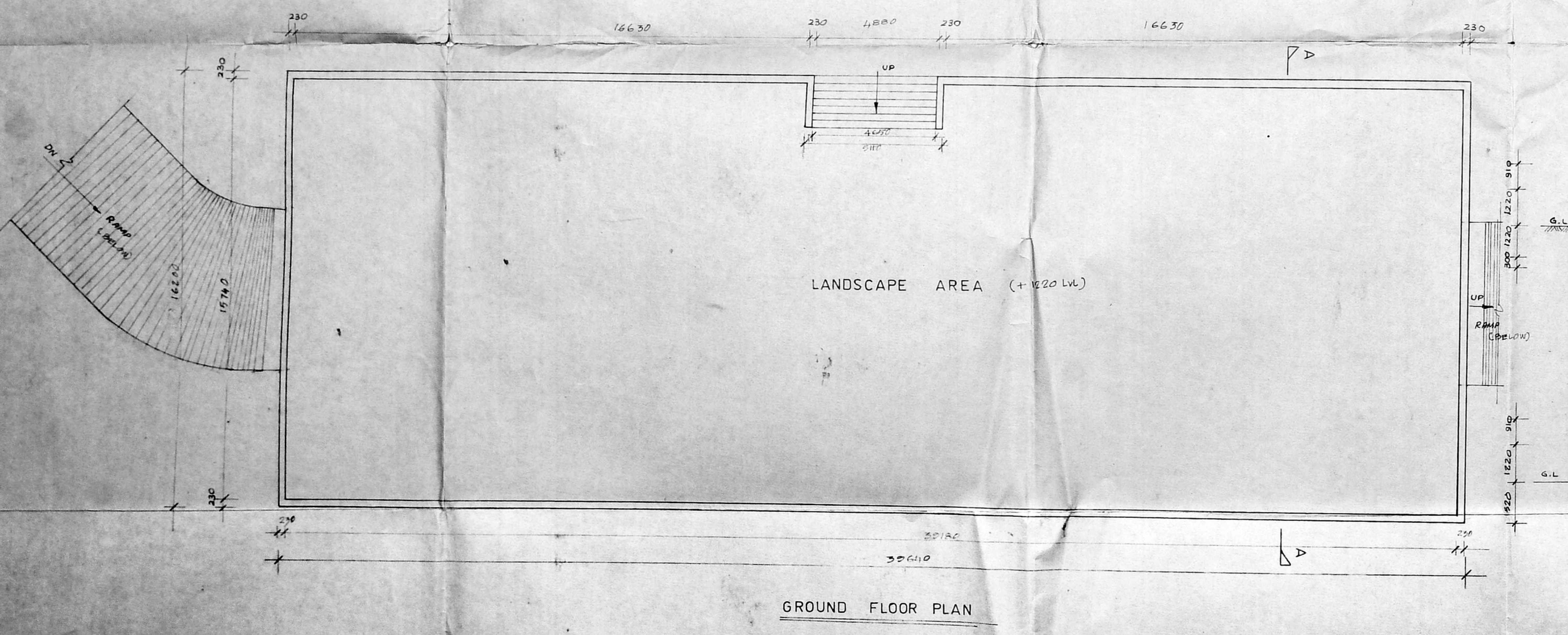
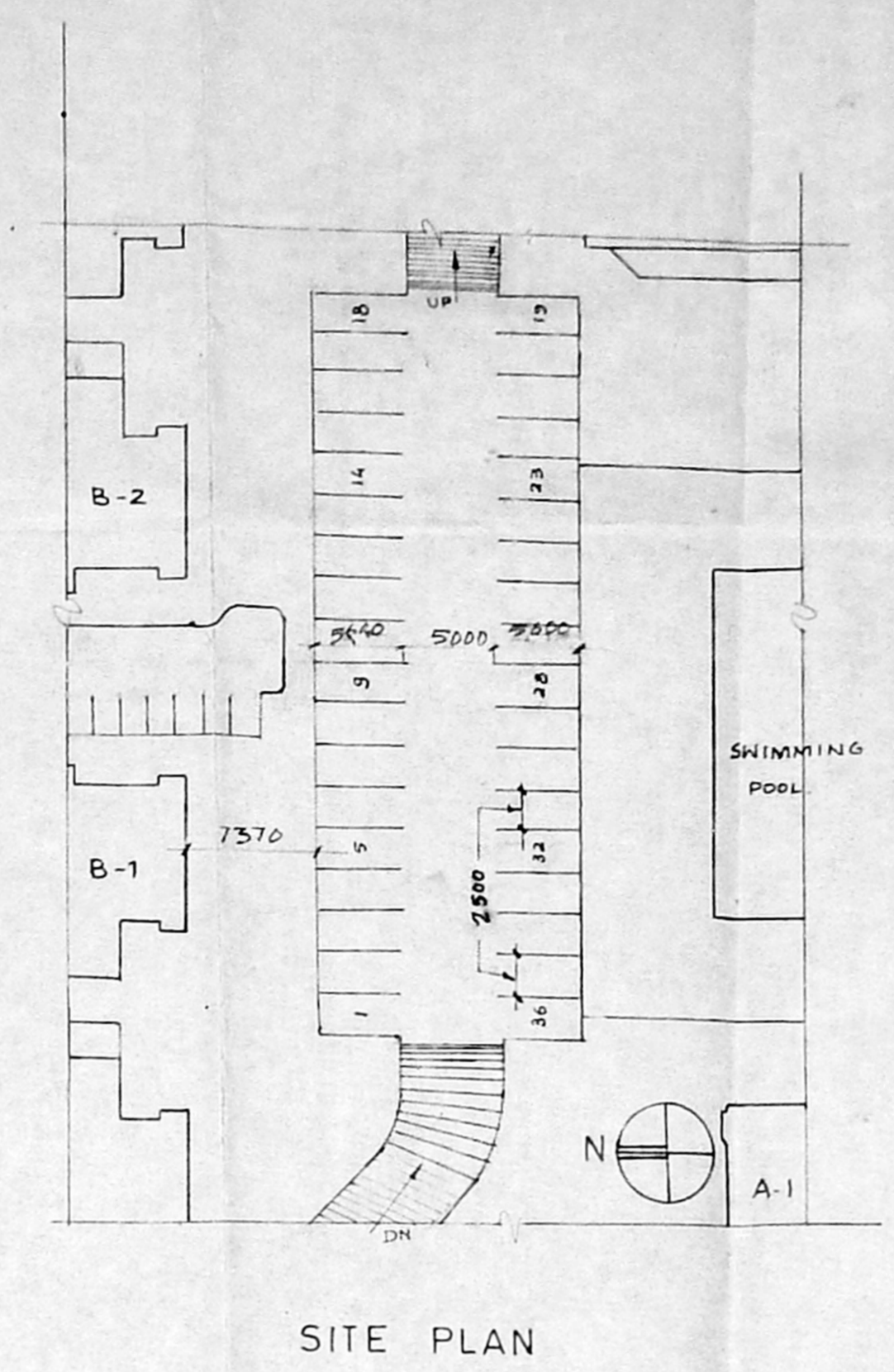
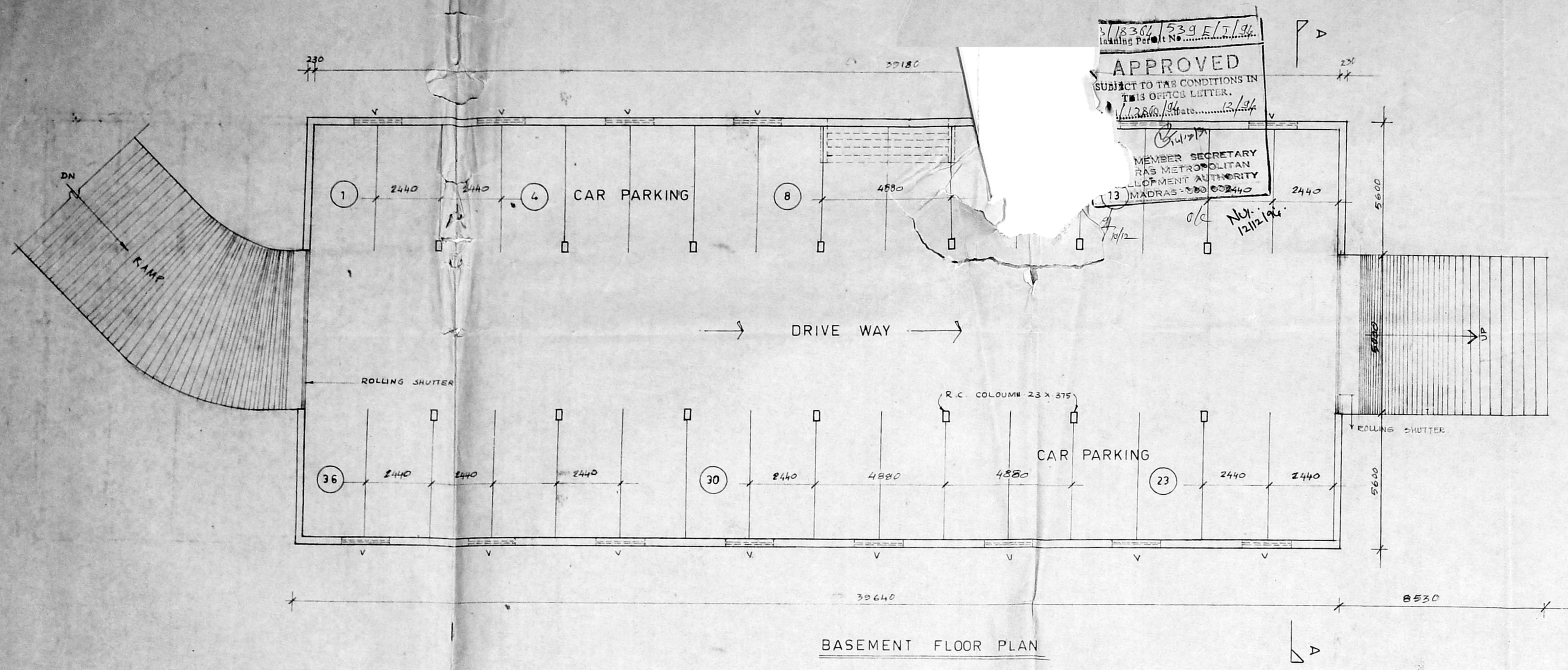
ROAD COLOURED THIS

BOUNDARY COLOURED THIS



ARCHITECT

VERGIS OOMMEN
 ARCHITECT
 COUNCIL OF ARCHITECTURE
 C.A. NO. 76/312
 BHYBARA 7A COMPLEX
 851, POONAMALLEE HIGH ROAD
 MADRAS 600010



SCHEDULE OF MATERIALS

TYPE	SIZE	DESCRIPTION
R-5	600x200	ROLLING SHUTTER
V	1500x600	T.M. FRAMED VENTILATOR

SPECIFICATION

- RAFT FOUNDATION.
- SAND FILLING FOR FOUNDATION AND BASEMENT.
- P.C.C. 1:4:8 FOR FLOORING CONCRETE AND FOOTING.
- R.C.C. WALL 1:2:4 230 THICK.
- R.C.C. ROOF SLAB PLINTH BEAMS, LINTEL, BEAMS ETC ARE TO BE IN R.C.C. 1:2:4.
- 230 TH BRICKWORK PERSTERING IN CM 1:5.
- TWO COATS COLOUR OR PRIMER.
- ALL WOOD WORK IN TEAK WOOD.

TOTAL AREA : 642168 SQ.M.

DRAWING TITLE
COVERED CAR PARKING

BHARATH PETROLEUM CORPORATION LTD.
 IN SNO 207-1A-1A, 207-7
 OF THIRUMANGALAM VILLAGE (NO 79)
 AT ANNANAGAR, MADRAS-40

SCALE 1:100

COLOUR INDEX

EXISTING COLOURED THUS

PROPOSED COLOURED THUS

ROAD COLOURED THUS

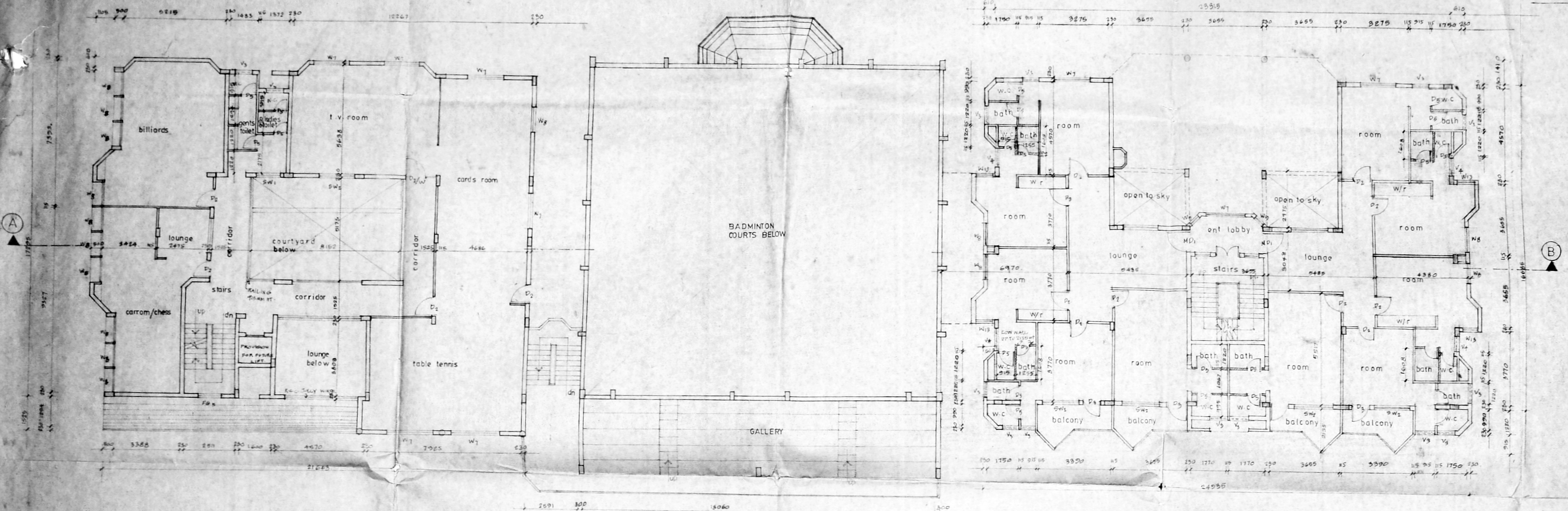
BOUNDARY COLOURED THUS

CHIEF PERSONNEL MANAGER

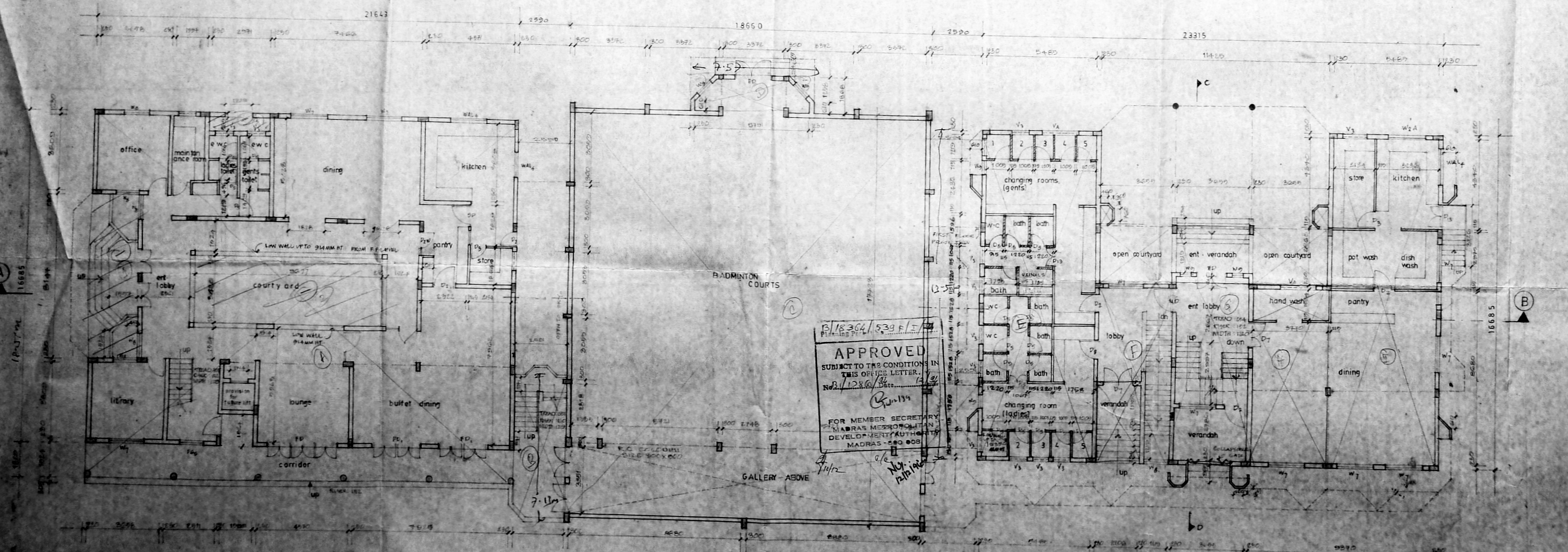
OWNER'S SIGNATURE

ARCHITECT
VERGIS OOMMEN
 B. ARCH, GD ARCH, F.I.A.
 COUNCIL OF ARCHITECTURE
 C.A. NO. 76 / 3126
 THYAGARAJA COMPLEX,
 853 POONAMALLEE HIGH ROAD
 MADRAS. 600 010.

SCHEDULE OF JOINERY.		
MMDA B/PR/NO. 2337/1959	1/150 x 2150	T.W. FRAMED PARTIALLY OPEN
C.No. B/1/2144/58	1/150 x 2150	-DO-
	1/150 x 2150	-DO-
	1/150 x 2150	T.W. FRAMED GLAZED DOOR
	1/150 x 2150	WITH DOUBLE SHUTTER
	1/150 x 2150	T.W. FRAMED PARTIALLY OPEN DOOR WITH T.W. FRAMED GLAZED FRENCH DOOR
	1/150 x 2150	T.W. FRAMED GLAZED WINDOW
	1/150 x 2150	-DO-
	1/150 x 2150	-DO-
	1/150 x 2150	-DO-
	1/150 x 2150	T.W. FRAMED FIXED GLASS
	1/150 x 2150	T.W. FRAMED VENTILATOR WITH GLASS LOUVERS



FIRST FLOOR PLAN



GROUND FLOOR PLAN

APPROVED
SUBJECT TO THE CONDITIONS IN THIS OFFICE LETTER.
No. 21/12/58/13
FOR MEMBER SECRETARY
MADRAS METROPOLITAN DEVELOPMENT AUTHORITY
MADRAS - 600 008

- SPECIFICATION.**
1. FILL FOUNDATION.
 2. SAND FILLING FOR FOUNDATION.
 3. P.C.C. 1:4:8 FOR FLOORING AND FOUNDATION.
 4. BRICK WORK IN C.M. 1:4 FOR SUPER STRUCTURE WALL AND PARAPET.
 5. R.C.C. 1:2:4 FOR ROOF SLAB, COL. LINTEL, BEAMS, ETC.
 6. PLASTERING IN C.M. 1:4.
 7. TWO COATS OF PAINTING OVER ONE COAT OF WHITE WASH.
 8. ALL WOOD WORK ARE IN TEAK WOOD WITH TWO COATS OF PAINT OVER ONE COAT OF PRIMER.
 9. WEATHERING COURSE IN C.M. OVER TWO COURSES OF FLAT TILES UP TO SLOPE.

AREA STATEMENT.

GROUND FLOOR:	1195.00 M ²
FIRST FLOOR:	694.00 M ²

COLOUR INDEX.

PROPOSED COLOURED THIS.	<input type="checkbox"/>
ROAD COLOURED THIS.	<input type="checkbox"/>
BOUNDARY COLOURED THIS.	<input type="checkbox"/>

REVISED PLAN OF 'RECREATION CENTRE' FOR BHARAT PETROLEUM CORPORATION LTD. IN S NO 207-1A-1A, 207-7 OF THIRU THIRUMANGALAM VILLAGE (NO-79) AT ANNANAGAR MADRAS 600 040

Chief personal manager

OWNER'S SIGNATURE

GROUND FLOOR & FIRST FLOOR PLAN

SCALE 1:100

DATE

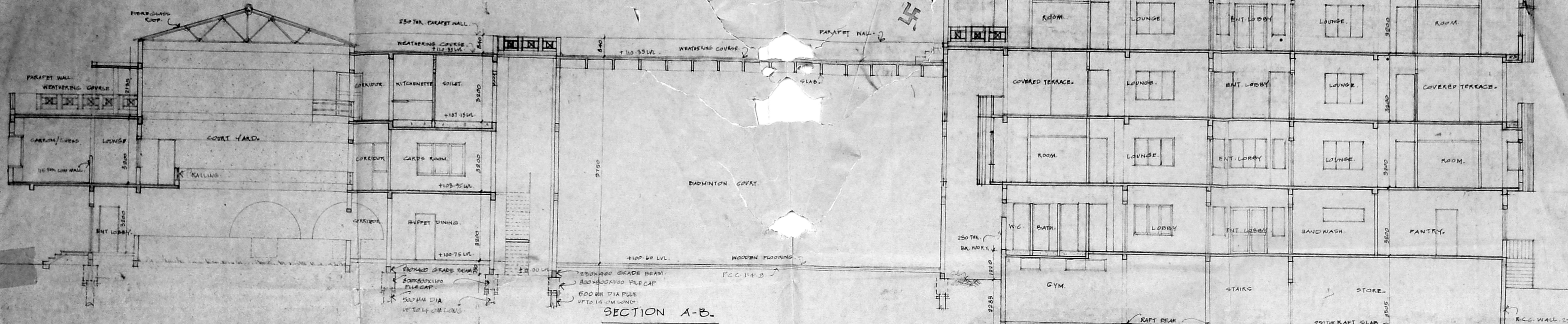
DRWN

CHKD

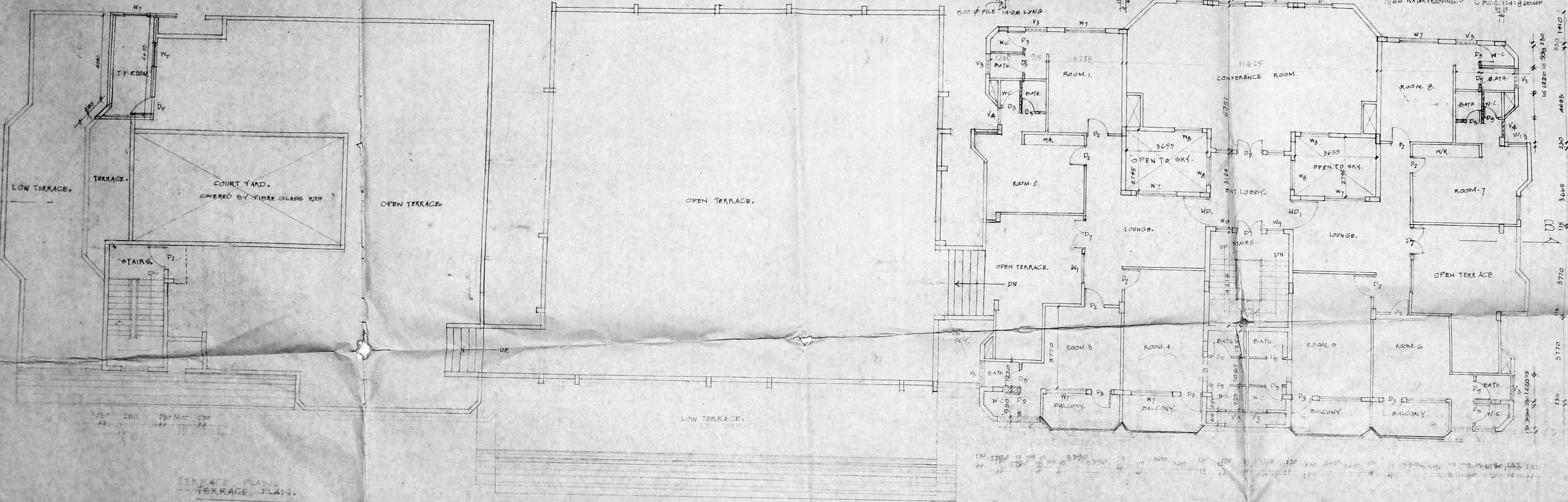
ARCHT

VERGIS DOMMEN
ARCHT. DESIGNER, PIA

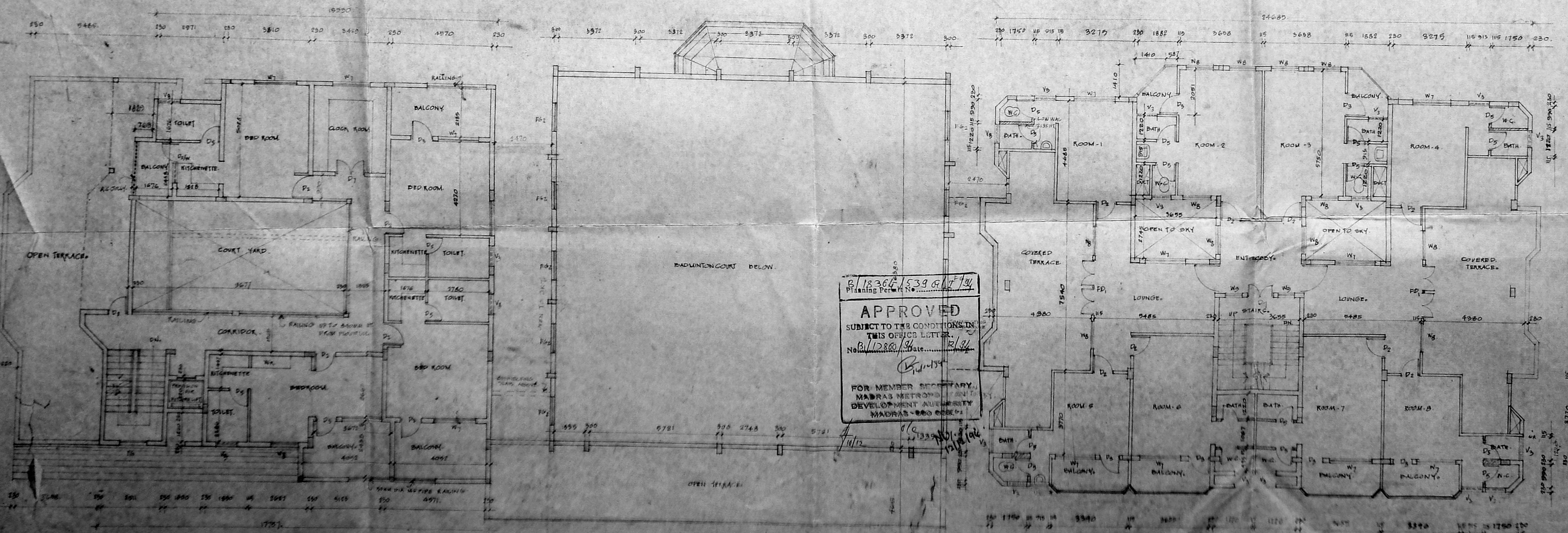
COUNCIL OF ARCHITECTURE
C.O. NO 74, 3199
THIRUVANANTHAPURAM
587 MOHAN ALLA HIGH ROAD,
MADRAS - 600 010



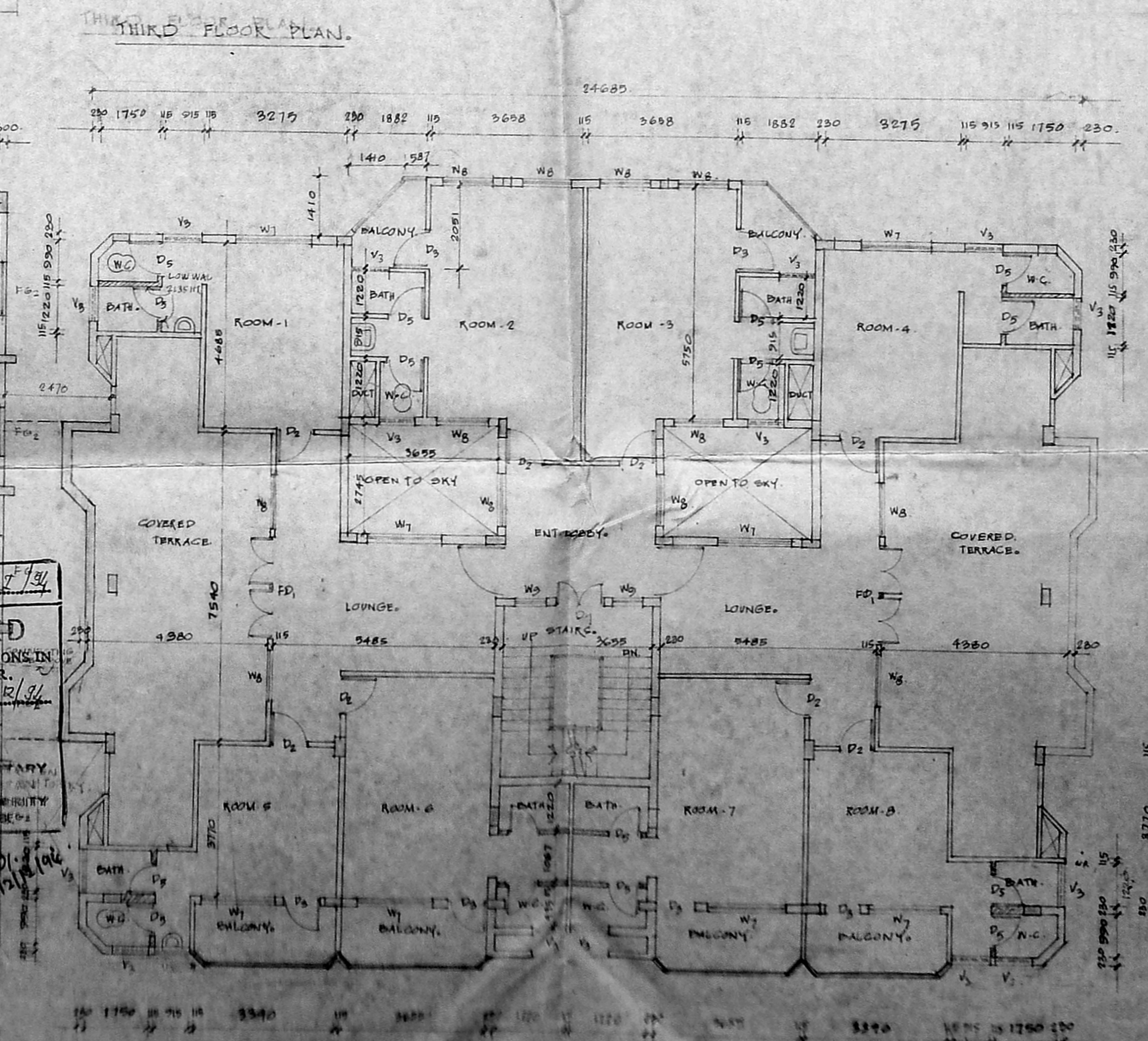
SECTION A-B.



TERRACE PLAN.



SECOND FLOOR PLAN.



THIRD FLOOR PLAN.

1836/1539 of 1974
 APPROVED
 SUBJECT TO THE CONDITIONS IN
 THIS OFFICE LETTER.
 No. 1128 of 1974
 FOR MEMBER SECRETARY,
 MADRAS METROPOLITAN
 DEVELOPMENT AUTHORITY,
 MADRAS-600 002.

THE LINE OF JOINERY.

TYPE	SIZE	DESCRIPTION
D1	1220 X 2130	T.W. FRAMED PANELLED DOOR.
D2	1220 X 2130	-DO-
D3	915 X 2130	-DO-
D4	840 X 2130	-DO-
D5	915 X 2130	T.W. FRAMED GLAZED DOOR WITH DOUBLE SWITCH.
W1	1778 X 1925	T.W. FRAMED GLAZED WINDOW.
W2	1210 X 1925	-DO-
W3	660 X 1925	-DO-
W4	915 X 1925	-DO-
V1	915 X 610	T.W. FRAMED VENTILATOR WITH GLASS LAUNERS.
V2	915 X 1210	-DO-
FD1	2440 X 2130	T.W. FRAMED GLAZED FRONT DOOR.

- SPECIFICATION.
1. PILE FOUNDATION.
 2. SAND FILLING FOR FOUNDATION AND BASEMENT.
 3. PCC RA-3 FOR FLOORING AND FOUNDATION.
 4. BK. WORK IN CM 1:4 FOR SUPER STRUCTURE WALL AND PARAPET.
 5. RCC 1:2:4 FOR RUP SLAB, COL. LINTEL, BEAMS, ETC.
 6. PLASTERING IN CM 1:4.
 7. TWO COATS OF PAINTING OVER ONE COAT OF WHITE WASH.
 8. TWO COATS OF COLOR OR PAINTER.
 9. ALL WOOD WORK ARE IN TEAK WOOD.
 10. WEATHERING COURSE IN CM WITH TWO COURSE FLAT TILES LAID TO SLOPE.

AREA STATEMENT.

SECOND FLOOR : 604.00 M²

THIRD FLOOR : 387.00 M²

COLOUR SCHEDULE.

1. PIPES AND GLAZED TUBES.

2. ROAD COLOURED TUBES.

BOUNDARY COLOURED THIS.

REVISED PLAN OF RECREATION CENTRE FOR BHARAT PETROLEUM CORPORATION LTD. IN S.NO. 207-1A-1A, 207-7 OF THIRUMANGALUM VILLAGE (NO.79) AT ANNANAGAR MADRAS 600 040.

Chief personal manager

OWNERS SIGNATURE

SECOND, THIRD, TERRACE FLOOR PLAN SECTION A-B.

SCALE: 1:100

DATE: 8-11-1974

DRN: NO.

DRAWN BY: S. S. S.

ARCHITECT:

VERGIS OOMMEN

B. ARCH, GOA ARCH. REG.

COUNCIL OF ARCHITECTURE, CA. NO. 75/3128

THYGARAJA COMPLEX

853, POONAMALLEE HIGH ROAD, MADRAS 600 010

MMDA	20/11/1955	14
C.No.	20946/93	DOUBLE
1	VA	1/2
2	VA	1/2
3	VA	1/2
4	VA	1/2
5	VA	1/2
6	VA	1/2
7	VA	1/2
8	VA	1/2
9	VA	1/2
10	VA	1/2

SPECIFICATION

1. THE FOUNDATION
2. SAND FILLING FOR FOUNDATION AND
3. P.C.C. 1:4:8 FLOORING AND FOUNDATION
4. BK. WORK IN CM 1:4 FOR SUPERSTRUCTURE WALL
5. R.C.C. 1:2:4 FOR ROOF SLAB, COL. LINTEL
6. PLASTERING IN CM 1:4
7. TWO COATS OF PAINTING OVER ONE COAT OF
8. WHITE WASH
9. ALL WOOD WORK ARE IN TEAK WOOD
10. TWO COATS OF PAINT OVER ONE COAT OF PRIMER
11. WEATHERING COURSE IN CM WITH TWO COATINGS OF
12. HEAT TILES LAID TO SLOP.

AREA STATEMENT

BASMENT FLOOR. 431.00 M²

COLOR INDEX

PAVING COLOURED	<input type="checkbox"/>
CLAY SHIMMER	<input type="checkbox"/>
CONCRETE COLOURED	<input type="checkbox"/>

REVISED PLAN OF RECREATION CENTRE FOR BHARAT PETROLEUM CORPORATION LTD
 IN S NO 227, 1A, 1B, 7 OF THIRU MANGALAM VILLAGE, VILLAGE NO 71 AT ANNA NAGAR, MADRAS 600 048

Chief technical manager

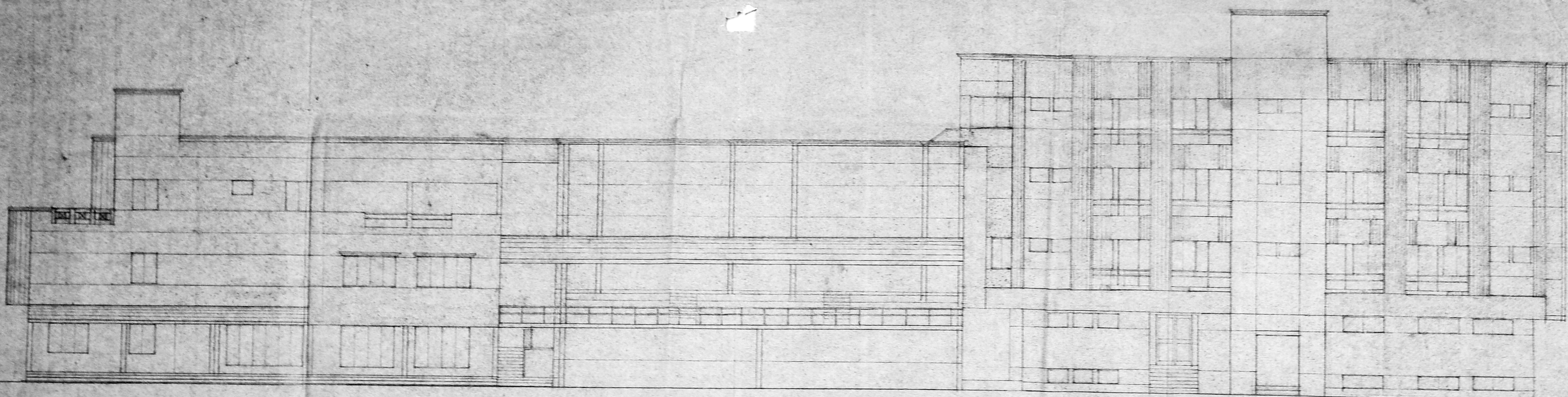
OWNERS SIGNATURE

BASMENT FLOOR PLAN ELEVATION & SECTION.

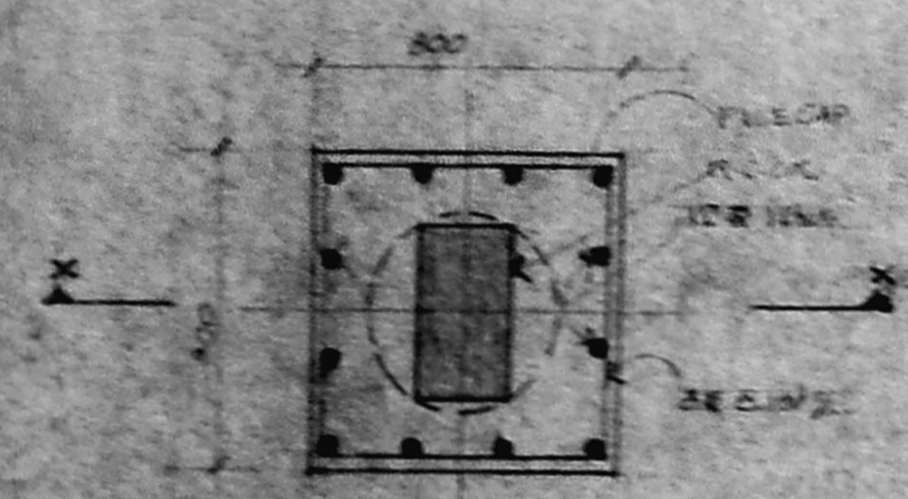
SCALE	1:100
DATE	
DRAWN	
CHECKED	
APPROVED	

ARCHITECT

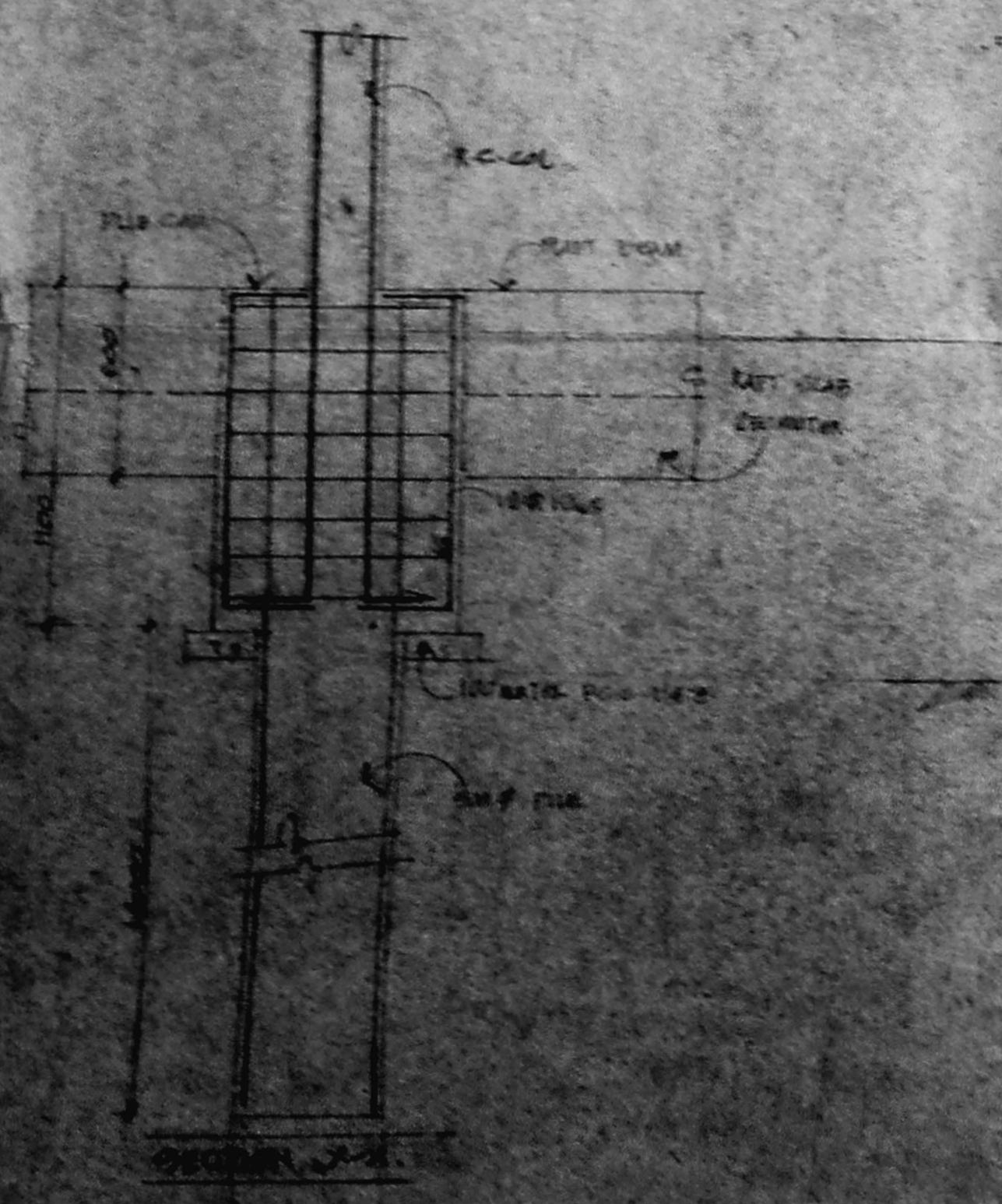
BERGIS DOMMEN
 ARCHITECT
 111, PRINCE STREET, MADRAS 600 002



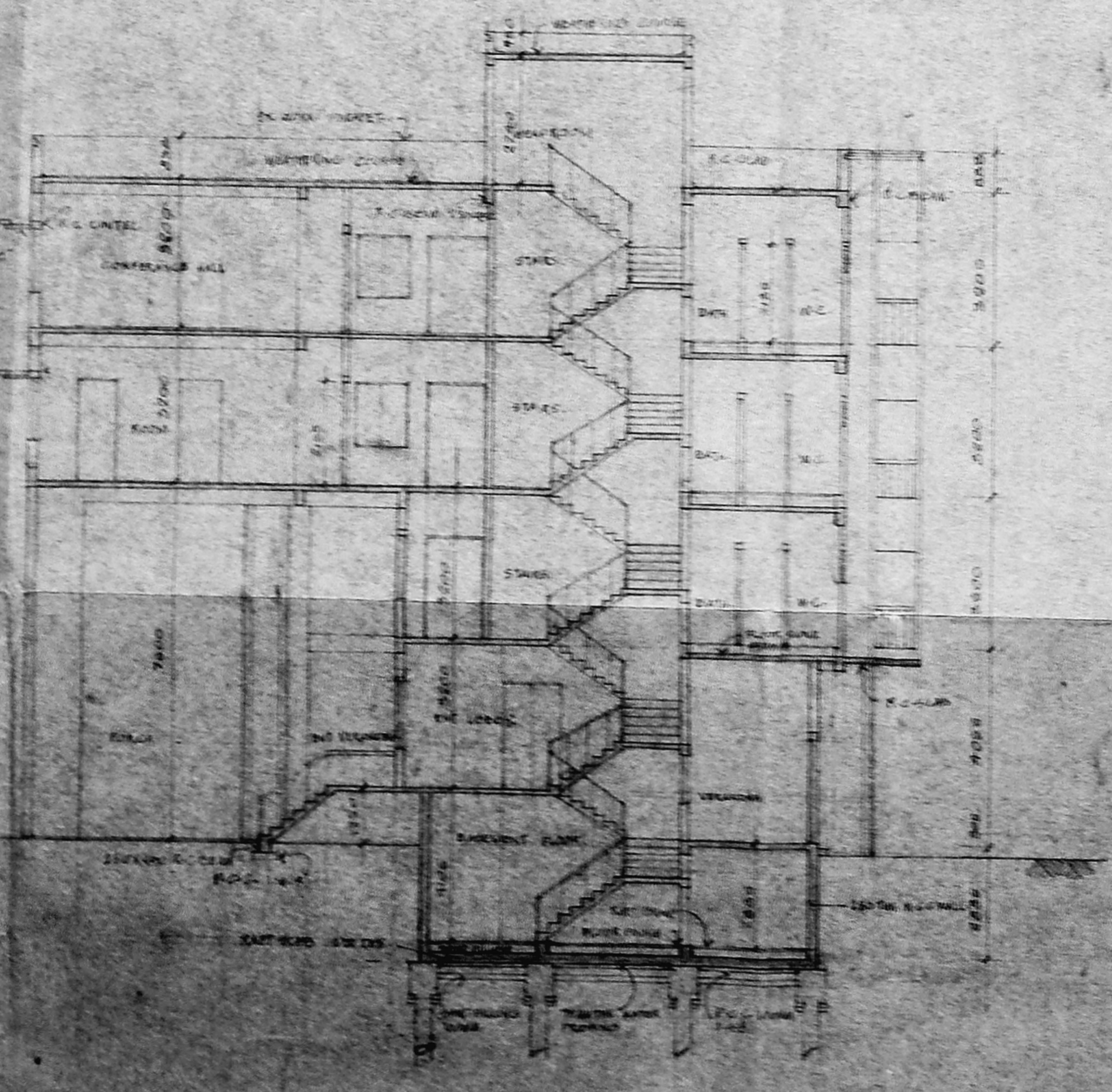
WEST SIDE ELEVATION



TYPICAL PLAN OF PILE CAP

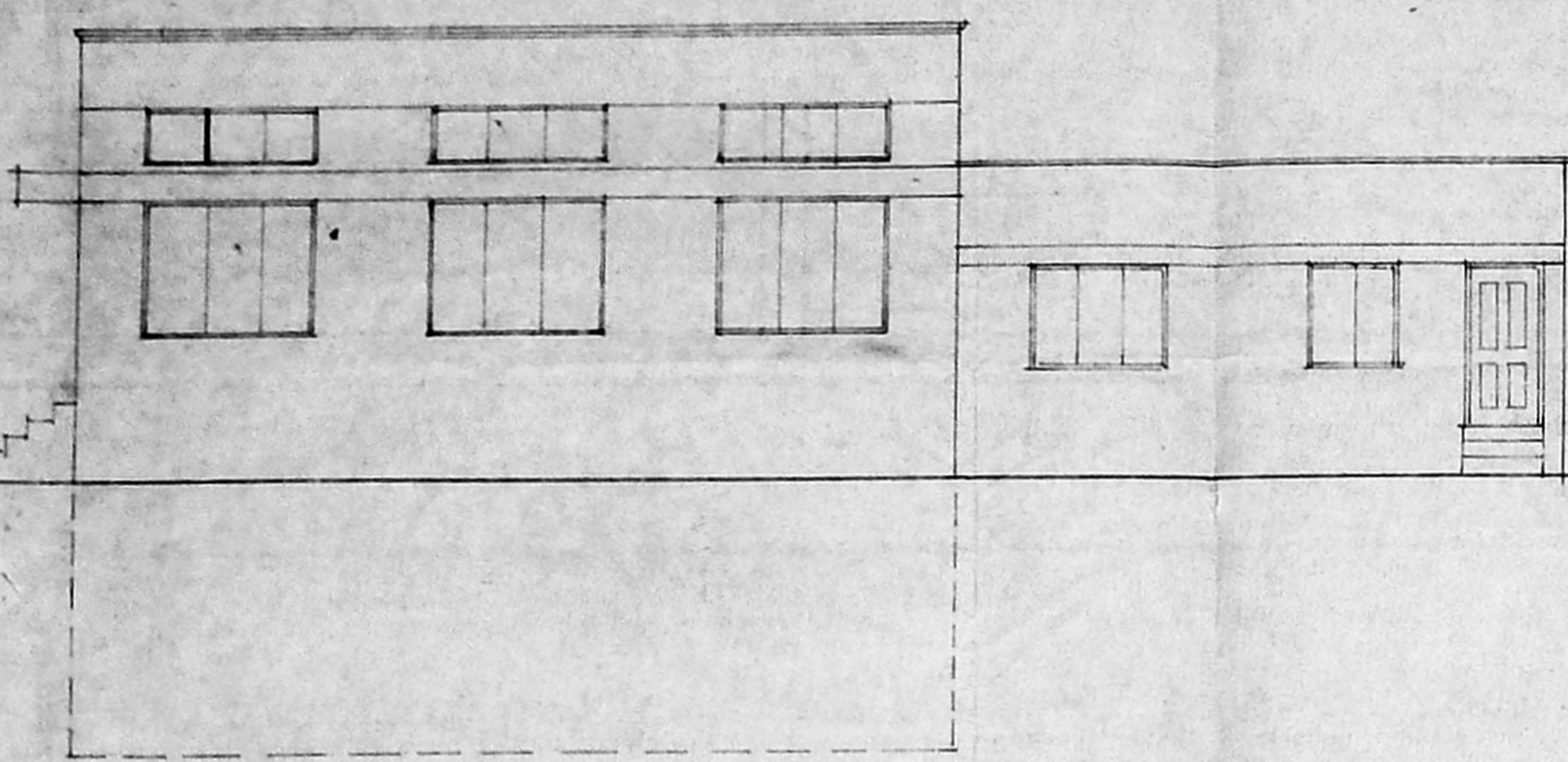


SECTION C-D

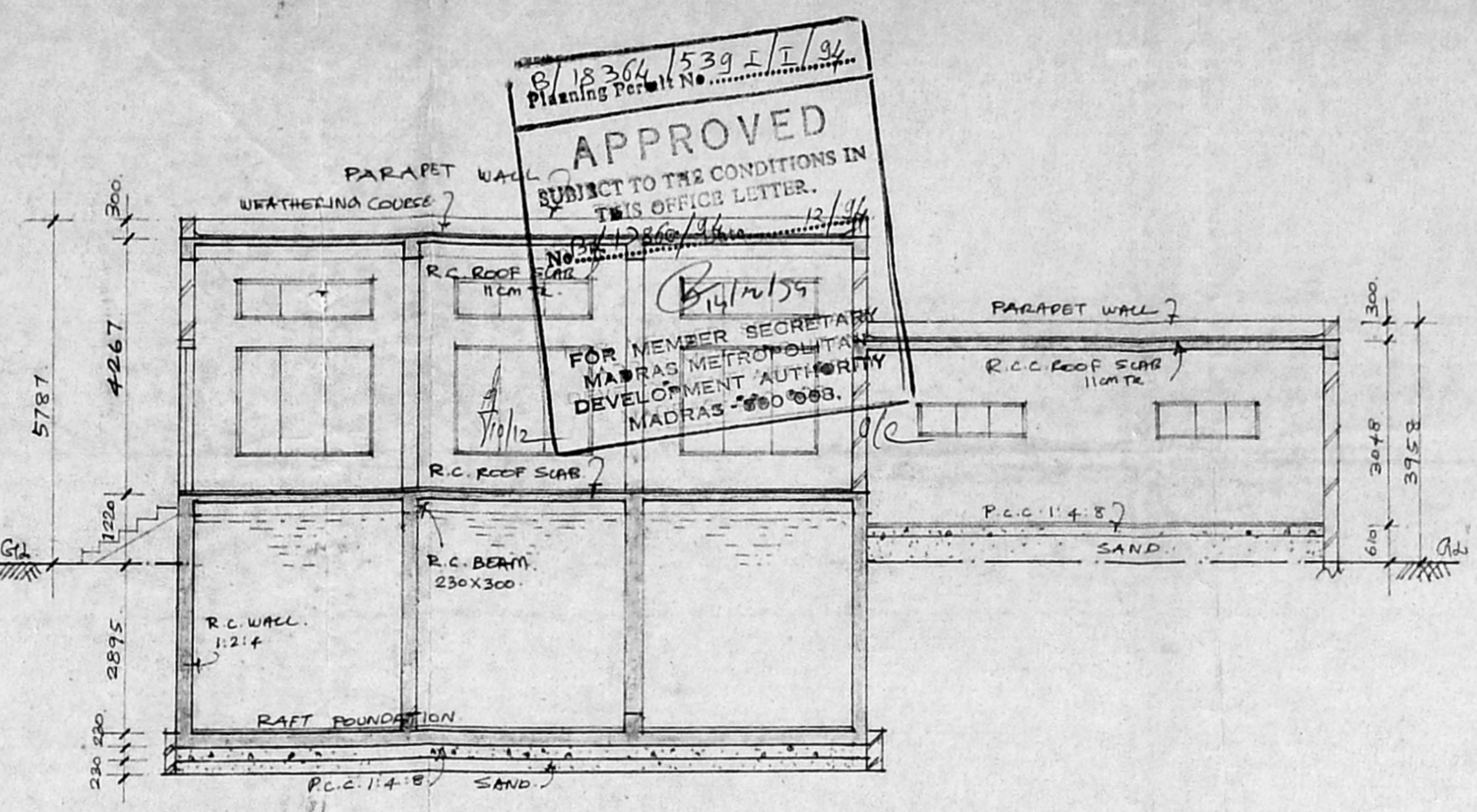


APPROVED
 FOR MEMBER SECRETARY
 MUNICIPAL CORPORATION
 MADRAS 600 002

Basement Floor Plan



ELEVATION.



SECTION ON A.B.

8/18364/539 E/I/94
 Planning Permit No. 12866/46
 12/11/55
 APPROVED
 SUBJECT TO THE CONDITIONS IN THIS OFFICE LETTER.
 FOR MEMBER SECRETARY
 MADRAS METROPOLITAN
 DEVELOPMENT AUTHORITY
 MADRAS - 600 003.

SCHEDULE OF JOINERY.		
TYPE	SIZE	DESCRIPTION
R.S.	2438 X 2438	ROLLING SHUTTER
D	1067 X 2134	IMMEDIATE DOOR
SW	2438 X 1829	DOOR
SW1	1829 X 1372	DOOR
SW2	1372 X 1372	DOOR
V	1829 X 610	DOOR

- SPECIFICATIONS.
1. RAFT FOUNDATION.
 2. SAND FILLING IN BASEMENT
 3. P.C.C. 1:4:8 FOR FOUNDATION
 4. BRICK WORK IN C.M. 1'S FOR SUPERSTRUCTURE.
 5. R.C. COLUMNS, BEAMS, R.C. WALLS ARE TO BE IN R.C.C. 1:2:4 MIX.
 6. PLASTERING IN C.M. 1:4 FOR WALLS.
 7. TWO COATS OF PAINTING OR PRIMER.
 8. TWO COATS OF COLOURED OR WHITE WASH.
 9. WEATHERING COURSE: BRICK JELLY IN C.M. WITH TWO COURSES OF FLAT TILES LAID TO SLOPE.

PROPOSED PLAN OF SUMP & FILTRATION PLANT
 BHARATH PETROLEUM CORPORATION LTD.
 IN S.NO 207-1A-1A 207-7
 OF THIRUMANGALAM VILLAGE (NO. 71)
 AT ANNANAGAR, MADRAS. 40.

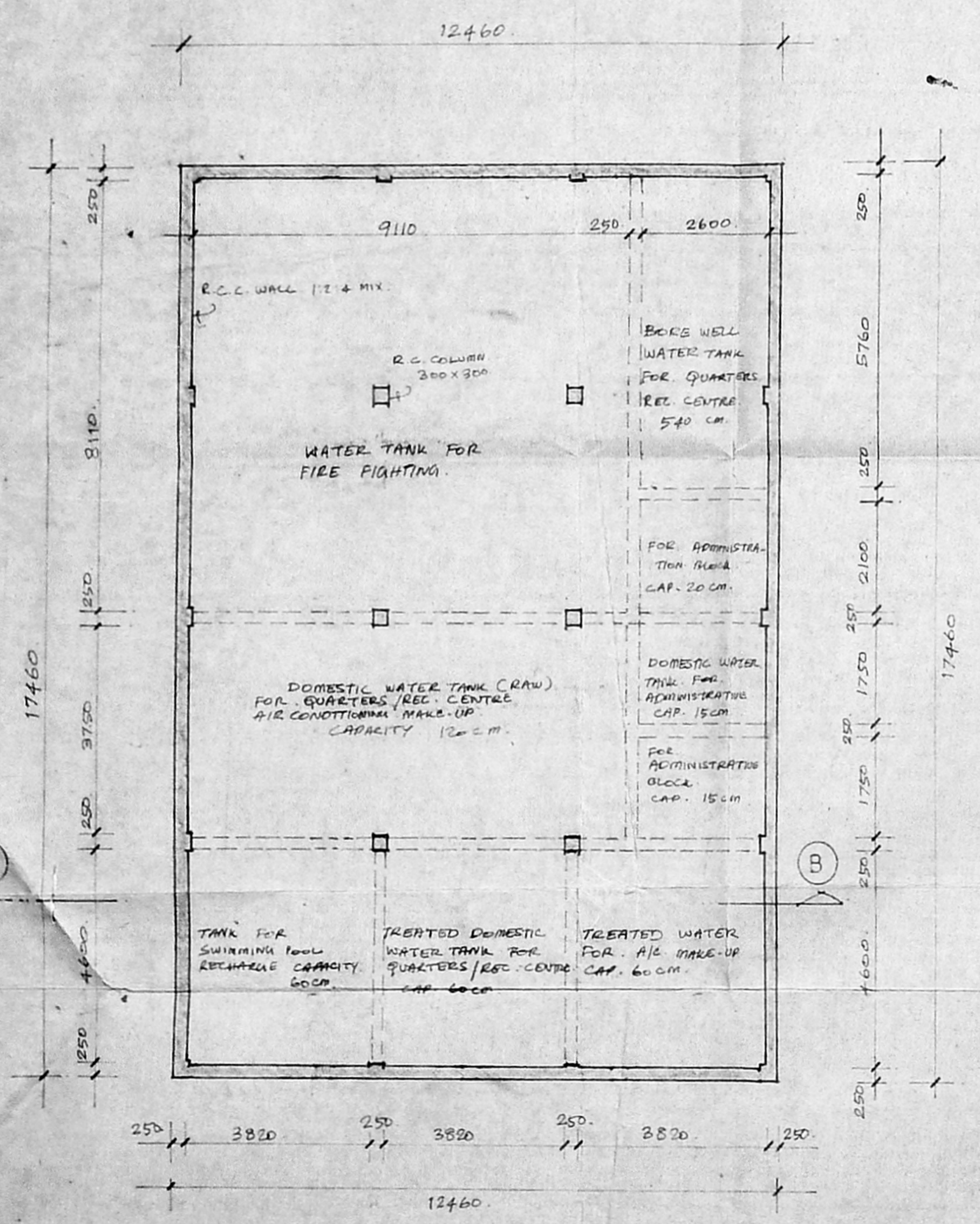
SCALE: 1:100

COLOUR INDEX.

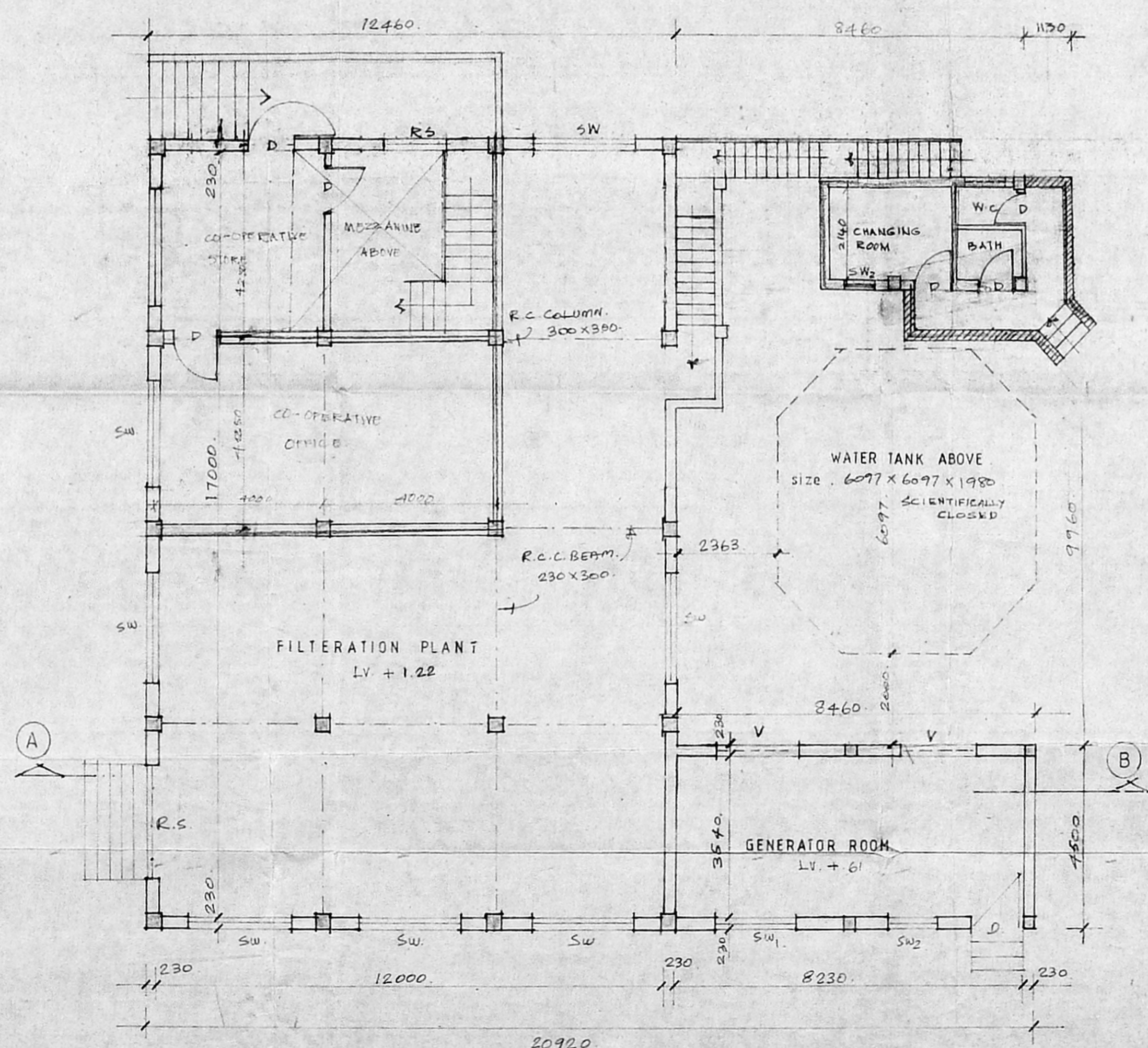
- PROPOSED COLOURED THUS
- ROAD COLOURED THUS
- BOUNDARY COLOURED THUS

chief personnel manager
 owner's signature

ARCHITECT:
 VERGIS OOMMEN
 BARCH. G.D. ARCH., F.I.I.A.
 COUNCIL OF ARCHITECTURE.
 C.A. NO. 76 / 3126
 THYAGARAJA COMPLEX
 853, POONAMALLEE HIGH ROAD
 MADRAS. 600 010.



PLAN OF SUMP (Basement)



GROUND FLOOR PLAN.